



MIRAJ MEDICAL CENTRE'S
COLLEGE OF PHYSIOTHERAPY

MINORITY INSTITUTION (Estb. 2015)

WANLESS HOSPITAL (Estb. 1894)

MIRAJ - 416 410. MAHARASHTRA STATE, INDIA.

Over 125 years of Healing and Hope

Ph. [College] : (0233) 2211691
[W.H.] : (0233) 223291 to 95
2225399, 2225499
2225699

Mobile : 9284058339
Fax : (0233) 2223413
Director Off. : 2222548
Admission Off. : 2223291 to 95
Ext. : 338
Website : www.whmmccopt.in
E-mail : copwanlesshospital@gmail.com

Annexure- V

**Maharashtra University of Health Sciences, Nashik
Inspection Committee Report for Academic Year 2023 – 2024**

Clinical Material in Hospital

Faculty: PHYSIOTHERAPY

Name of college/Institute: Miraj Medical Centre's, College of Physiotherapy, Wanless Hospital, Miraj

Sr. No.	Particulars to be verified	Adequate / Inadequate																																																																	
a.	There must be a parent Hospital with minimum 300 beds Indoor & Outdoor Facility with Physiotherapy exposure in the broad specialty areas including Intensive care to provide practical experience to the student:	Miraj Medical Centre's, Wanless Hospital, 400 bed Super speciality Hospital																																																																	
b.	The student to patient ratio should be minimum 1:5, the first part being student & second part patient.	1:5																																																																	
c.	The desirable breakup of beds shall be as follows: Student Patient Ratio (as per M.S.R., It must be 1:5)																																																																		
	<table border="1"> <thead> <tr> <th>Sr.No.</th> <th>Specialty</th> <th>For 30 & 60 Intake</th> <th>For 100 Intake</th> <th>For 50 Intake Available</th> </tr> </thead> <tbody> <tr> <td>01</td> <td>General Medicine</td> <td>60</td> <td>90</td> <td>100</td> </tr> <tr> <td>02</td> <td>General Surgery</td> <td>60</td> <td>90</td> <td>99</td> </tr> <tr> <td>03</td> <td>Orthopaedics</td> <td>60</td> <td>90</td> <td>28</td> </tr> <tr> <td>04</td> <td>Obst & Gynac</td> <td>30</td> <td>60</td> <td>58</td> </tr> <tr> <td>05</td> <td>Paediatrics</td> <td>30</td> <td>60</td> <td>40</td> </tr> <tr> <td>06</td> <td>Medical ICU</td> <td>10</td> <td>15</td> <td>13</td> </tr> <tr> <td>07</td> <td>Surgical ICU</td> <td>10</td> <td>15</td> <td>10</td> </tr> <tr> <td>08</td> <td>PICU + NICU</td> <td>10</td> <td>15</td> <td>17</td> </tr> <tr> <td>09</td> <td>IICU + RICU</td> <td>10</td> <td>10</td> <td>12</td> </tr> <tr> <td>10</td> <td>Burns Unit + ICU</td> <td>10</td> <td>05</td> <td>13</td> </tr> <tr> <td>11</td> <td>Emergency</td> <td>10</td> <td>10</td> <td>10</td> </tr> <tr> <td colspan="2">TOTAL</td> <td>300</td> <td>450</td> <td>400</td> </tr> </tbody> </table>	Sr.No.	Specialty	For 30 & 60 Intake	For 100 Intake	For 50 Intake Available	01	General Medicine	60	90	100	02	General Surgery	60	90	99	03	Orthopaedics	60	90	28	04	Obst & Gynac	30	60	58	05	Paediatrics	30	60	40	06	Medical ICU	10	15	13	07	Surgical ICU	10	15	10	08	PICU + NICU	10	15	17	09	IICU + RICU	10	10	12	10	Burns Unit + ICU	10	05	13	11	Emergency	10	10	10	TOTAL		300	450	400	
Sr.No.	Specialty	For 30 & 60 Intake	For 100 Intake	For 50 Intake Available																																																															
01	General Medicine	60	90	100																																																															
02	General Surgery	60	90	99																																																															
03	Orthopaedics	60	90	28																																																															
04	Obst & Gynac	30	60	58																																																															
05	Paediatrics	30	60	40																																																															
06	Medical ICU	10	15	13																																																															
07	Surgical ICU	10	15	10																																																															
08	PICU + NICU	10	15	17																																																															
09	IICU + RICU	10	10	12																																																															
10	Burns Unit + ICU	10	05	13																																																															
11	Emergency	10	10	10																																																															
TOTAL		300	450	400																																																															
d.	Student: Bed Ratio (Undergraduate): 1:2	Adequate																																																																	
e.	Average Bed Occupancy in %: 72%																																																																		
f.	Whether separate Registration room is available at OPD – Available Number of total patients registered in last Year: Wanless Hospital- 31,606 patients (JAN 2022 – DEC 2022) Number of New Patients registered on daily average: 25 patients Number of Old patients registered on daily average: 54 patients Average Number of patients attending OPD (current year): 79 patients Whether records of patient registration are well maintained: Yes maintained																																																																		

g.	Indoor Physiotherapy Department Areas as per Clinical Load and Intake: (as per M.S.R.) Clinical Load, Total Strength of Hospital Beds, Outdoor Physiotherapy Load per specialty, Indoor Physiotherapy Load per Specialty, Student: Patient ratio per Specialty.	Adequate and list attached
h.	Outdoor Physiotherapy Department Areas as per Clinical Load and Intake: (as per M.S.R.)	Adequate and list attached
i.	Physiotherapy OPD Services (as per M.S.R.): The hospital shall have Functional physiotherapy department providing services on outpatient & in patient department at least since 12 Months Prior application & Shall maintain required OPD and IPD records for verification.	Adequate and Physiotherapy Services Available
	<ul style="list-style-type: none"> •As per Central Council Norms/ University Norms, above Infrastructure must be available at college. •If Infrastructure is available, then mark "Adequate" & do not attach any documents. •In case of "Inadequate", it must be mark as "Inadequate" with evidence. 	



Asahi
Dean/Principal Stamp & Signature

Principal
College of Physiotherapy
Wagless Hospital
Miraj Medical Centre.
Miraj - 416 410.



MIRAJ MEDICAL CENTRE'S
COLLEGE OF PHYSIOTHERAPY

MINORITY INSTITUTION (Estb. 2015)

WANLESS HOSPITAL (Estb. 1894)

MIRAJ - 416 410. MAHARASHTRA STATE, INDIA.

Over 125 years of Healing and Hope

Ph. [College] : (0233) 2211691
[W.H.] : (0233) 223291 to 95
2225399, 2225499
2225699
Mobile : 9284058339
Fax : (0233) 2223413
Director Off. : 2222548
Admission Off. : 2223291 to 95
Ext. : 338
Website : www.whmmccopt.in
E-mail : copwanlesshospital@gmail.com

Annexure- V

**Maharashtra University of Health Sciences, Nashik
Inspection Committee Report for Academic Year 2023– 2024**

Clinical Material in Hospital

Faculty: PHYSIOTHERAPY

Name of college/Institute: Miraj Medical Centre's, College of Physiotherapy,
Wanless Hospital, Miraj.

g. Indoor Physiotherapy Department Areas as per Clinical Load and Intake:

Indoor Physiotherapy Load per Specialty:

Musculoskeletal Dept	3206
Neurosciences Dept	1377
Cardio respiratory Dept	8526
Community Dept	772

h. Outdoor Physiotherapy Department Areas as per Clinical Load and Intake

Outdoor Physiotherapy Load per Specialty:

Musculoskeletal Dept	1039
Neurosciences Dept	1083
Cardio respiratory Dept	1760
Community Dept	2480



Asoli
Principal
College of Physiotherapy
Wanless Hospital
Miraj Medical Centre.
Miraj - 416 410.



MIRAJ MEDICAL CENTRE'S
COLLEGE OF PHYSIOTHERAPY

MINORITY INSTITUTION (Estb. 2015)
WANLESS HOSPITAL (Estb. 1894)

MIRAJ - 416 410. MAHARASHTRA STATE, INDIA.

Over 125 years of Healing and Hope

Ph. [College] : (0233) 2211691
[W.H.] : (0233) 223291 to 95
2225399, 2225499
2225699
Mobile : 9284058339
Fax : (0233) 2223413
Director Off. : 2222548
Admission Off. : 2223291 to 95
Ext. : 338
Website : www.whmmccopt.in
E-mail : copwanlesshospital@gmail.com

MONTHLY PATIENT OPD CENSUS REPORT

PATIENT CENSUS JANUARY 2022

DEPT	MUSCULOSKELETAL DEPT	NEUROSCIENCES DEPT	CARDIORESPIRATORY DEPT	COMMUNITY DEPT	TOTAL
OPD	50	65	88	126	329

PATIENT CENSUS FEBRUARY 2022

DEPT	MUSCULOSKELETAL DEPT	NEUROSCIENCES DEPT	CARDIORESPIRATORY DEPT	COMMUNITY DEPT	TOTAL
OPD	55	69	95	119	338

PATIENT CENSUS MARCH 2022

DEPT	MUSCULOSKELETAL DEPT	NEUROSCIENCES DEPT	CARDIORESPIRATORY DEPT	COMMUNITY DEPT	TOTAL
OPD	55	102	129	173	459

PATIENT CENSUS APRIL 2022

DEPT	MUSCULOSKELETAL DEPT	NEUROSCIENCES DEPT	CARDIORESPIRATORY DEPT	COMMUNITY DEPT	TOTAL
OPD	66	62	104	202	434

PATIENT CENSUS MAY 2022

DEPT	MUSCULOSKELETAL DEPT	NEUROSCIENCES DEPT	CARDIORESPIRATORY DEPT	COMMUNITY DEPT	TOTAL
OPD	51	77	97	70	295

PATIENT CENSUS JUNE 2022

DEPT	MUSCULOSKELETAL DEPT	NEUROSCIENCES DEPT	CARDIORESPIRATORY DEPT	COMMUNITY DEPT	TOTAL
OPD	47	67	107	75	296



Asli
Principal
College of Physiotherapy
Wanless Hospital
Miraj Medical Centre.
Miraj - 416 410.

PATIENT CENSUS JULY 2022

DEPT	MUSCULOSKELETAL DEPT	NEUROSCIENCES DEPT	CARDIORESPIRATORY DEPT	COMMUNITY DEPT	TOTAL
OPD	58	92	96	117	363

PATIENT CENSUS AUGUST 2022

DEPT	MUSCULOSKELETAL DEPT	NEUROSCIENCES DEPT	CARDIORESPIRATORY DEPT	COMMUNITY DEPT	TOTAL
OPD	36	103	98	199	436

PATIENT CENSUS SEPTEMBER 2022

DEPT	MUSCULOSKELETAL DEPT	NEUROSCIENCES DEPT	CARDIORESPIRATORY DEPT	COMMUNITY DEPT	TOTAL
OPD	37	57	87	245	426

PATIENT CENSUS OCTOBER 2022

DEPT	MUSCULOSKELETAL DEPT	NEUROSCIENCES DEPT	CARDIORESPIRATORY DEPT	COMMUNITY DEPT	TOTAL
OPD	39	42	134	162	377

PATIENT CENSUS NOVEMBER 2022

DEPT	MUSCULOSKELETAL DEPT	NEUROSCIENCES DEPT	CARDIORESPIRATORY DEPT	COMMUNITY DEPT	TOTAL
OPD	35	40	198	143	416

PATIENT CENSUS DECEMBER 2022

DEPT	MUSCULOSKELETAL DEPT	NEUROSCIENCES DEPT	CARDIORESPIRATORY DEPT	COMMUNITY DEPT	TOTAL
OPD	22	18	121	117	278

PATIENT CENSUS JANUARY 2023

DEPT	MUSCULOSKELETAL DEPT	NEUROSCIENCES DEPT	CARDIORESPIRATORY DEPT	COMMUNITY DEPT	TOTAL
OPD	25	38	71	128	262



Hoashi
Principal
 College of Physiotherapy
 Wanless Hospital
 Miraj Medical Centre
 Miraj - 416 410

PATIENT CENSUS FEBRUARY 2023

DEPT	MUSCULOSKELETAL DEPT	NEUROSCIENCES DEPT	CARDIORESPIRATORY DEPT	COMMUNITY DEPT	TOTAL
OPD	29	51	78	201	359

PATIENT CENSUS MARCH 2023

DEPT	MUSCULOSKELETAL DEPT	NEUROSCIENCES DEPT	CARDIORESPIRATORY DEPT	COMMUNITY DEPT	TOTAL
OPD	114	24	75	70	283

PATIENT CENSUS APRIL 2023

DEPT	MUSCULOSKELETAL DEPT	NEUROSCIENCES DEPT	CARDIORESPIRATORY DEPT	COMMUNITY DEPT	TOTAL
OPD	107	64	51	80	302


PATIENT CENSUS MAY 2023

DEPT	MUSCULOSKELETAL DEPT	NEUROSCIENCES DEPT	CARDIORESPIRATORY DEPT	COMMUNITY DEPT	TOTAL
OPD	121	62	63	135	381

PATIENT CENSUS JUNE 2023

DEPT	MUSCULOSKELETAL DEPT	NEUROSCIENCES DEPT	CARDIORESPIRATORY DEPT	COMMUNITY DEPT	TOTAL
OPD	92	50	68	118	328




Dean/Principal
Principal
College of Physiotherapy
Wankar Hospital
Miraj Medical Centre,
Miraj - 416 410.



MIRAJ MEDICAL CENTRE'S
COLLEGE OF PHYSIOTHERAPY

MINORITY INSTITUTION (Estb. 2015)
WANLESS HOSPITAL (Estb. 1894)

MIRAJ - 416 410, MAHARASHTRA STATE, INDIA.

Over 125 years of Healing and Hope

Ph. [College] : (0233) 2211691
[W.H.] : (0233) 223291 to 95
2225399, 2225499
2225699
Mobile : 9284058339
Fax : (0233) 2223413
Director Off. : 2222548
Admission Off. : 2223291 to 95
Ext. : 338
Website : www.whmccopt.in
E-mail : copwanlesshospital@gmail.com

MONTHLY PATIENT IPD CENSUS REPORT

PATIENT CENSUS JANUARY 2022

DEPT	MUSCULOSKELETAL DEPT	NEUROSCIENCES DEPT	CARDIORESPIRATORY DEPT	COMMUNITY DEPT	TOTAL
IPD	92	25	298	72	487

PATIENT CENSUS FEBRUARY 2022

DEPT	MUSCULOSKELETAL DEPT	NEUROSCIENCES DEPT	CARDIORESPIRATORY DEPT	COMMUNITY DEPT	TOTAL
IPD	110	47	396	37	590

PATIENT CENSUS MARCH 2022

DEPT	MUSCULOSKELETAL DEPT	NEUROSCIENCES DEPT	CARDIORESPIRATORY DEPT	COMMUNITY DEPT	TOTAL
IPD	124	107	428	22	681

PATIENT CENSUS APRIL 2022

DEPT	MUSCULOSKELETAL DEPT	NEUROSCIENCES DEPT	CARDIORESPIRATORY DEPT	COMMUNITY DEPT.	TOTAL
IPD	90	56	214	11	371

PATIENT CENSUS MAY 2022

DEPT	MUSCULOSKELETAL DEPT	NEUROSCIENCES DEPT	CARDIORESPIRATORY DEPT	COMMUNITY DEPT	TOTAL
IPD	211	79	524	50	864

PATIENT CENSUS JUNE 2022

DEPT	MUSCULOSKELETAL DEPT	NEUROSCIENCES DEPT	CARDIORESPIRATORY DEPT	COMMUNITY DEPT	TOTAL
IPD	205	89	514	30	838



Principal
College of Physiotherapy
Wanless Hospital
Miraj Medical Centre.
Miraj - 416 410.

PATIENT CENSUS JULY 2022

DEPT	MUSCULOSKELETAL DEPT	NEUROSCIENCES DEPT	CARDIORESPIRATORY DEPT	COMMUNITY DEPT	TOTAL
IPD	172	105	553	34	864

PATIENT CENSUS AUGUST 2022

DEPT	MUSCULOSKELETAL DEPT	NEUROSCIENCES DEPT	CARDIORESPIRATORY DEPT	COMMUNITY DEPT	TOTAL
IPD	227	98	561	51	937

PATIENT CENSUS SEPTEMBER 2022

DEPT	MUSCULOSKELETAL DEPT	NEUROSCIENCES DEPT	CARDIORESPIRATORY DEPT	COMMUNITY DEPT	TOTAL
IPD	162	104	552	56	874

PATIENT CENSUS OCTOBER 2022

DEPT	MUSCULOSKELETAL DEPT	NEUROSCIENCES DEPT	CARDIORESPIRATORY DEPT	COMMUNITY DEPT	TOTAL
IPD	278	128	534	46	986

PATIENT CENSUS NOVEMBER 2022

DEPT	MUSCULOSKELETAL DEPT	NEUROSCIENCES DEPT	CARDIORESPIRATORY DEPT	COMMUNITY DEPT	TOTAL
IPD	308	83	539	45	975

PATIENT CENSUS DECEMBER 2022

DEPT	MUSCULOSKELETAL DEPT	NEUROSCIENCES DEPT	CARDIORESPIRATORY DEPT	COMMUNITY DEPT	TOTAL
IPD	230	62	497	30	819

PATIENT CENSUS JANUARY 2023

DEPT	MUSCULOSKELETAL DEPT	NEUROSCIENCES DEPT	CARDIORESPIRATORY DEPT	COMMUNITY DEPT	TOTAL
IPD	193	73	560	35	861

Azli



Principal
College of Physiotherapy
Wanless Hospital
Miraj Medical Centre
Miraj : 216 410

PATIENT CENSUS JULY 2022

DEPT	MUSCULOSKELETAL DEPT	NEUROSCIENCES DEPT	CARDIORESPIRATORY DEPT	COMMUNITY DEPT	TOTAL
IPD	172	105	553	34	864

PATIENT CENSUS AUGUST 2022

DEPT	MUSCULOSKELETAL DEPT	NEUROSCIENCES DEPT	CARDIORESPIRATORY DEPT	COMMUNITY DEPT	TOTAL
IPD	227	98	561	51	937

PATIENT CENSUS SEPTEMBER 2022

DEPT	MUSCULOSKELETAL DEPT	NEUROSCIENCES DEPT	CARDIORESPIRATORY DEPT	COMMUNITY DEPT	TOTAL
IPD	162	104	552	56	874

PATIENT CENSUS OCTOBER 2022

DEPT	MUSCULOSKELETAL DEPT	NEUROSCIENCES DEPT	CARDIORESPIRATORY DEPT	COMMUNITY DEPT	TOTAL
IPD	278	128	534	46	986

PATIENT CENSUS NOVEMBER 2022

DEPT	MUSCULOSKELETAL DEPT	NEUROSCIENCES DEPT	CARDIORESPIRATORY DEPT	COMMUNITY DEPT	TOTAL
IPD	308	83	539	45	975

PATIENT CENSUS DECEMBER 2022

DEPT	MUSCULOSKELETAL DEPT	NEUROSCIENCES DEPT	CARDIORESPIRATORY DEPT	COMMUNITY DEPT	TOTAL
IPD	230	62	497	30	819

PATIENT CENSUS JANUARY 2023

DEPT	MUSCULOSKELETAL DEPT	NEUROSCIENCES DEPT	CARDIORESPIRATORY DEPT	COMMUNITY DEPT	TOTAL
IPD	193	73	560	35	861

Ajoshi



Principal
College of Physiotherapy
Wanless Hospital
Miraj Medical Centre
Miraj - 416 410.

PATIENT CENSUS FEBRUARY 2023

DEPT	MUSCULOSKELETAL DEPT	NEUROSCIENCES DEPT	CARDIORESPIRATORY DEPT	COMMUNITY DEPT	TOTAL
IPD	146	43	481	40	710

PATIENT CENSUS MARCH 2023

DEPT	MUSCULOSKELETAL DEPT	NEUROSCIENCES DEPT	CARDIORESPIRATORY DEPT	COMMUNITY DEPT	TOTAL
IPD	123	48	486	33	690

PATIENT CENSUS APRIL 2023

DEPT	MUSCULOSKELETAL DEPT	NEUROSCIENCES DEPT	CARDIORESPIRATORY DEPT	COMMUNITY DEPT	TOTAL
IPD	160	53	450	45	708


PATIENT CENSUS MAY 2023

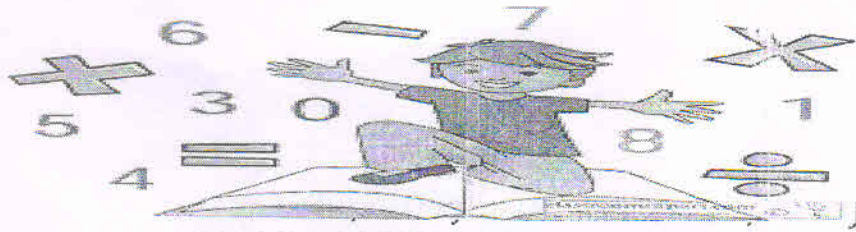
DEPT	MUSCULOSKELETAL DEPT	NEUROSCIENCES DEPT	CARDIORESPIRATORY DEPT	COMMUNITY DEPT	TOTAL
IPD	200	77	400	75	752

PATIENT CENSUS JUNE 2023

DEPT	MUSCULOSKELETAL DEPT	NEUROSCIENCES DEPT	CARDIORESPIRATORY DEPT	COMMUNITY DEPT	TOTAL
IPD	175	100	539	60	874




 Dean/Principal
Principal
 College of Physiotherapy
 Wanless Hospital
 Miraj Medical Centre,
 Miraj - 416 410.



MEDICAL RECORDS DEPARTMENT.

O.P.D. STATISTICAL SUMMARY - JANUARY - 2022

DEPARTMENT	NEW.ORD	NEW.SPL.	TOTAL (1)	REP.ORD	REP.SPL	TOTAL (2)	TOTAL (1+2)
BPS	0	0	0	0	0	0	0
C.T.S	4	64	68	6	99	105	173
CARDIO - I	0	0	0	0	0	0	0
CARDIO - II	69	35	104	8	72	80	184
CARDIO III	6	18	24	8	8	16	40
CARDIO IV	0	0	0	0	0	0	0
Casualty	39	0	39	27	0	27	66
D.C.H	0	0	0	0	0	0	0
DENTAL	0	0	0	20	0	20	20
DERMA	6	121	127	7	312	319	446
E.N.T.	9	0	9	30	2	32	41
EYE	17	0	17	8	3	11	28
LAB	208	0	208	0	0	0	208
MED I	1	11	12	6	313	319	331
MEDII	5	63	68	4	148	152	220
NEPHRO	0	18	18	0	1	1	19
NEUROLOGY	1	11	12	10	216	226	238
GYN - I	0	9	9	9	42	51	60
GYN - II	0	9	9	17	6	23	32
OBST - I	0	8	8	8	40	48	56
OBST - II	0	9	9	4	30	34	43
ORTHO	6	43	49	16	42	58	107
PEAD	1	14	15	13	78	91	106
Physiotherapy	7	0	7	0	0	0	7
PSYCH	1	0	1	0	0	0	1
R.T.	0	0	0	1	0	1	1
RADIOLOGY	3	0	3	1	0	1	4
SURG I	3	19	22	2	49	51	73
SURG II	2	30	32	5	65	70	102
UROLOGY	0	0	0	0	0	0	0
STAFF/DEP	0	0	0	710	0	710	710
COVID - I	0	0	0	0	0	0	0
COVID - II	0	0	0	0	0	0	0
POST COVID	0	0	0	0	0	0	0
TOTAL	388	482	870	920	1526	2446	3316

O.P.D. (SEX & RELIGION) NEW CASES

	SEX		RELIGION	
	MALE			
ADULT } ...		436	HINDU	708
	FEMALE	358	MOH	120
CHILDREN } ...	MALE	45	CH	42
	FEMALE	31		
TOTAL		870		870

BIFURCATION OF LAB CASES

Biochemistry	155
Hematology	18
Histopathplogy	1
Microbiology	32
Pathology	2
TOTAL	208



(INPATIENTS)

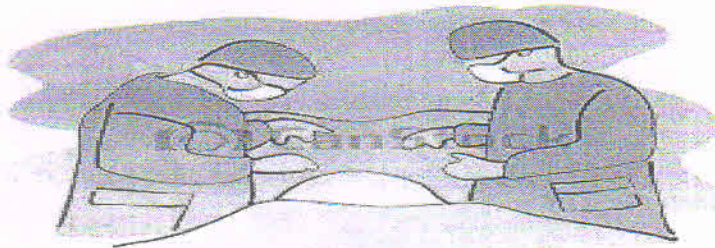
FOR THE MONTH OF - JANUARY - 2022

DEPARTMENT	GENERAL WARD	PRIVATE ROOMS	TOTAL
BPS	0	0	0
C.T.S	21	2	23
CARDIO - I	0	0	0
CARDIO - II	0	0	0
CARDIO III	32	1	33
CARDIO IV	0	0	0
DENTAL	0	0	0
DERMA	3	0	3
E.N.T.	0	0	0
EYE	6	0	6
MED I	5	1	6
MEDII	40	2	42
NEPHRO	216	0	216
NEUROLOGY	1	0	1
GYN I	1	0	1
GYN II	0	0	0
OBST - I	3	1	4
OBST - II	9	3	12
ORTHO	14	0	14
PEAD	8	1	11
(NICU)	2		
(INICU)			
PSYCH	0	0	0
R.T	0	0	0
SURG I	4	0	4
SURG II	8	4	12
UROLOGY	0	0	0
COVID - I	0	0	0
COVID - II	0	0	0
TOTAL	373	15	388

NEW ADMISSIONS			
SEX		RELIGION	
MALE	250		
ADULT } ...		HINDU	342
FEMALE	123		
		MOH	27
MALE	8		
CHILDREN } ...	7	CHRISTIAN	19
FEMALE			
TOTAL	388		388



Apalvi
Principal
 College of Physiotherapy
 Wanless Hospital
 Miraj Medical Centre.
 Miraj - 416 410.




© Can Stock Photo - esp0114763

O P E R A T I O N STATISTICAL SUMMARY.

FOR THE MONTH OF - JANUARY - 2022

DEAPRTMENT	MINOR OPERATION	MAJOR OPERATION	TOTAL
BPS	0	0	0
CTS	0	1	1
DENTAL	0	0	0
ENT	0	3	3
EYE	0	6	6
OBGYN - I	0	0	0
OBGYN - II	2	3	5
ORTHO	13	0	13
SURG - I (Endoscopy) (Colonoscopy)	0	2	2
Neuro.Surg	0	2	2
SURG - II (Endoscopy)	8	5	13
UROLOGY	0	0	0
TOTAL	23	22	45



© Can Stock Photo - 056276764

STATISTICAL SUMMARY FOR THE MONTH OF January-22

	OUT PATIENT	870
	O.P.D. SPECIAL CASES	482
OPERATIONS :- January - 2022		
	MINOR	23
	MAJOR	22
	TOTAL	45
1)	Average Daily O.P.D. Attendance.	132
2)	Average Daily Bed Occupancy	29
3)	Average Length of Stay	2
4)	Percentage Occupancy	7%
I.P.DAY'S :- January - 2022		
	GENERAL WARDS	145
	PRIVATE ROOMS	40
	ICU'S	715
	TOTAL	900
CENSUS :-		
	MAXIMUM :- 42 (14.01.2022)	
	MINIMUM :- 17 (02.01.2022)	



Ashi
Principal
College of Physiotherapy
Wanless Hospital
Miraj Medical Centre,
Miraj - 411 010.



MEDICAL RECORDS DEPARTMENT.

O.P.D. STATISTICAL SUMMARY - FEBRUARY - 2022

DEPARTMENT	NEW.ORD	NEW.SPL.	TOTAL (1)	REP.ORD	REP.SPL	TOTAL (2)	TOTAL (1+2)
BPS	0	0	0	0	0	0	0
C.T.S	5	65	70	3	116	119	189
CARDIO - I	0	0	0	0	0	0	0
CARDIO - II	173	36	209	4	64	68	277
CARDIO III	5	7	12	8	8	16	28
CARDIO IV	0	0	0	0	0	0	0
Casualty	30	0	30	6	2	8	38
D.C.H	0	0	0	0	0	0	0
DENTAL	4	0	4	28	1	29	33
DERMA	11	103	114	16	220	236	350
E.N.T.	2	0	2	14	0	14	16
EYE	33	0	33	15	0	15	48
LAB	164	0	164	0	0	0	164
MED I	0	0	0	1	12	13	13
MEDII	6	45	51	5	277	282	333
NEPHRO	0	15	15	0	3	3	18
NEUROLOGY	2	19	21	9	155	164	185
GYN - I	0	15	15	7	40	47	62
GYN - II	2	12	14	0	50	50	64
OBST - I	3	3	6	7	50	57	63
OBST - II	6	10	16	2	50	52	68
ORTHO	9	42	51	7	108	115	166
PEAD	2	13	15	6	84	90	105
Physiotherapy	7	0	7	0	0	0	7
PSYCH	0	0	0	1	0	1	1
R.T.	1	2	3	0	0	0	3
RADIOLOGY	3	0	3	0	0	0	3
SURG I	11	12	23	6	24	30	53
SURG II	5	21	26	6	37	43	69
UROLOGY	0	0	0	0	0	0	0
STAFF/DEP	0	0	0	519	0	519	519
COVID - I	0	0	0	0	0	0	0
COVID - II	0	0	0	0	0	0	0
POST COVID	0	0	0	0	0	0	0
TOTAL	484	420	904	670	1301	1971	2875

O.P.D. (SEX & RELIGION) NEW CASES

	SEX		RELIGION	
	MALE			
ADULT } ...	446		HINDU	716
	366		MOH	128
CHILDREN } ...	53		CH	60
	39			
TOTAL	904			904

BIFURCATION OF LAB CASES


Biochemistry	114
Hematology	6
Histopathplogy	0
Microbiology	39
Pathology	5
TOTAL	164

**(INPATIENTS)**

FOR THE MONTH OF - FEBRUARY - 2022

DEPARTMENT	GENERAL. WARD	PRIVATE ROOMS	TOTAL
BPS	0	0	0
C.T.S	20	0	20
CARDIO - I	0	0	0
CARDIO - II	1	0	1
CARDIO III	12	4	16
CARDIO IV	0	0	0
DENTAL	0	0	0
DERMA	1	0	1
E.N.T.	0	0	0
EYE	3	0	3
MED I	0	0	0
MEDII	51	5	56
NEPHRO	191	0	191
NEUROLOGY	1	0	1
GYN I	1	0	1
GYN II	0	0	0
OBST - I	9	0	9
OBST - II	10	0	10
ORTHO	7	0	7
PEAD	12	0	12
(NICU)	0		
(INICU)	0		
PSYCH	0	0	0
R.T	0	0	0
SURG I	9	3	12
SURG II	8	2	10
UROLOGY	0	0	0
COVID - I	0	0	0
COVID - II	0	0	0
TOTAL	336	14	350

NEW ADMISSIONS			
SEX		RELIGION	
MALE	231		
ADULT }...		HINDU	304
FEMALE	104		
		MOH	25
MALE	8		
CHILDREN } ...		CHRISTIAN	21
FEMALE	7		
TOTAL	350		350




© Can Stock Photo - csp0114763

OPERATION STATISTICAL SUMMARY.

FOR THE MONTH OF - FEBRUARY - 2022

DEAPRTMENT	MINOR OPERATION	MAJOR OPERATION	TOTAL
BPS	0	0	0
CTS	0	3	3
DENTAL	0	0	0
ENT	0	1	1
EYE	0	3	3
OBGYN - I	2	5	7
OBGYN - II	3	1	4
ORTHO	9	1	10
SURG - I	0	5	5
(Endoscopy)	0		
(Colonoscopy)	0		
Neuro.Surg	0	0	0
SURG - II	16	5	25
(Endoscopy)	4		
UROLOGY	0	0	
TOTAL	34	24	58



MEDICAL RECORDS DEPARTMENT.

O.P.D. STATISTICAL SUMMARY - MARCH - 2022


DEPARTMENT	NEW.ORD	NEW.SPL.	TOTAL (1)	REP.ORD	REP.SPL	TOTAL (2)	TOTAL (1+2)
BPS	0	0	0	0	0	0	0
C.T.S	12	37	49	4	133	137	186
CARDIO - I	0	0	0	0	0	0	0
CARDIO - II	9	35	44	7	90	97	141
CARDIO III	10	10	20	7	4	11	31
CARDIO IV	0	0	0	0	0	0	0
Casualty	36	0	36	9	3	12	48
D.C.H	0	0	0	0	0	0	0
DENTAL	5	0	5	19	0	19	24
DERMA	35	121	156	31	249	280	436
E.N.T.	9	0	9	3	7	10	19
EYE	51	0	51	10	0	10	61
LAB	147	0	147	0	0	0	147
MED I	0	0	0	2	11	13	13
MEDII	28	55	83	27	398	425	508
NEPHRO	0	4	4	0	0	0	4
NEUROLOGY	0	5	5	3	87	90	95
GYN - I	2	20	22	9	60	69	91
GYN - II	4	20	24	8	70	78	102
OBST - I	1	11	12	11	47	58	70
OBST - II	0	8	8	20	50	70	78
ORTHO	43	43	86	14	126	140	226
PEAD	12	15	27	16	82	98	125
Physiotherapy	7	0	7	0	0	0	7
PSYCH	0	0	0	0	0	0	0
R.T.	1	1	2	0	0	0	2
RADIOLOGY	6	0	6	0	0	0	6
SURG I	4	15	19	5	35	40	59
SURG II	14	30	44	11	37	48	92
UROLOGY	0	1	1	0	0	0	1
STAFF/DEP	0	0	0	476	0	476	476
TOTAL	436	431	867	692	1489	2181	3048

O.P.D. (SEX & RELIGION) NEW CASES

	SEX		RELIGION	
	MALE			
ADULT } ...		407	HINDU	687
	FEMALE	364	MOH	130
CHILDREN } ...	MALE	55	CH	50
	FEMALE	41		
TOTAL		867		867

BIFURCATION OF LAB CASES


Biochemistry	115
Hematology	11
Histopathology	0
Microbiology	9
Pathology	12
TOTAL	147

**(INPATIENTS)**

FOR THE MONTH OF - MARCH - 2022

DEPARTMENT	GENERAL. WARD	PRIVATE ROOMS	TOTAL
BPS	0	0	0
C.T.S	8	0	8
CARDIO - I	0	0	0
CARDIO - II	3	0	3
CARDIO III	25	0	25
CARDIO IV	0	0	0
DENTAL	0	0	0
DERMA	2	1	3
E.N.T.	0	0	0
EYE	15	0	15
MED I	1	0	1
MEDII	41	5	46
NEPHRO	173	1	174
NEUROLOGY	2	0	2
GYN I	1	0	1
GYN II	0	0	0
OBST - I	13	0	13
OBST - II	8	1	9
ORTHO	8	0	8
PEAD	10	1	18
(NICU)	5		
(INICU)	2		
PSYCH	0	0	0
R.T	0	0	0
SURG I	5	0	5
SURG II	23	0	23
UROLOGY	0	0	0
TOTAL	345	9	354

NEW ADMISSIONS			
SEX		RELIGION	
MALE	225		
ADULT }...		HINDU	308
FEMALE	108		
		MOH	33
MALE	15		
CHILDREN } ...		CHRISTIAN	13
FEMALE	6		
TOTAL	354		354



© Can Stock Photo - csp0114763

OPERATION STATISTICAL SUMMARY.

FOR THE MONTH OF - MARCH - 2022

DEAPRTMENT	MINOR OPERATION	MAJOR OPERATION	TOTAL
BPS	0	3	3
CTS	0	4	4
DENTAL	0	0	0
ENT	0	0	0
EYE	0	6	6
OBGYN - I	5	2	7
OBGYN - II	9	2	11
ORTHO	1	6	7
SURG - I	1	2	4
(Endoscopy)	1		
(Colonoscopy)	0		
Neuro.Surg	0	0	0
SURG - II	14	2	21
(Endoscopy)	5		
UROLOGY	0	0	0
TOTAL	36	27	63



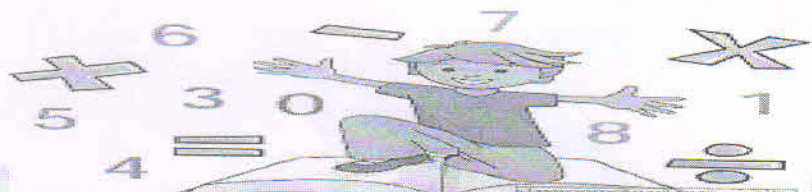
© Can Stock Photo - 254226764

STATISTICAL SUMMARY FOR THE MONTH OF March-22

	OUT PATIENT	867
	O.P.D. SPECIAL CASES	431
OPERATIONS :- March - 2022		
	MINOR	36
	MAJOR	27
	TOTAL	63
1)	Average Daily O.P.D. Attendance.	112
2)	Average Daily Bed Occupancy	29
3)	Average Length of Stay	3
4)	Percentage Occupancy	7%
I.P.DAY'S :- March - 2022		
	GENERAL WARDS	343
	PRIVATE ROOMS	42
	ICU'S	524
	TOTAL	909
CENSUS :-		
	MAXIMUM :- 48 (31.03.2022)	
	MINIMUM :- 20 (12.03.2022)	



Arshi
Principal
College of Physiotherapy
Wanless Hospital
Miraj Medical Centre.
Miraj - 416 410.



V ANLESS HOSPITAL, MIRAJ MEDICAL CENTRE, MIRAJ
MEDICAL RECORDS DEPARTMENT.

O.P.D. STATISTICAL SUMMARY - APRIL - 2022

DEPARTMENT	NEW.ORD	NEW.SPL.	TOTAL (1)	REP.ORD	REP.SPL.	TOTAL (2)	TOTAL (1+2)
BPS	0	0	0	0	0	0	0
C.T.S	0	48	48	4	98	102	150
CARDIO - I	0	0	0	0	0	0	0
CARDIO - II	2	33	35	3	55	58	93
CARDIO III	6	10	16	8	5	13	29
CARDIO IV	0	0	0	0	0	0	0
Casualty	28	0	28	16	0	16	44
D.C.H	0	0	0	0	0	0	0
DENTAL	3	0	3	10	1	11	14
DERMA	4	110	114	21	141	162	276
E.N.T.	7	0	7	4	0	4	11
EYE	16	0	16	10	0	10	26
LAB	183	0	183	0	0	0	183
MED I	0	0	0	7	0	7	7
MEDII	2	71	73	12	340	352	425
NEPHRO	0	23	23	0	2	2	25
NEUROLOGY	0	17	17	6	54	60	77
GYN - I	2	18	20	10	53	63	83
GYN - II	0	7	7	0	40	40	47
OBST - I	1	8	9	6	50	56	65
OBST - II	0	7	7	0	40	40	47
ORTHO	51	58	109	13	132	145	254
PEAD	3	25	28	6	54	60	88
Physiotheraphy	14	0	14	0	0	0	14
PSYCH	0	0	0	0	0	0	0
R.T.	2	2	4	1	0	1	5
RADIOLOGY	7	0	7	0	0	0	7
SURG I	3	18	21	13	20	33	54
SURG II	2	28	30	4	28	32	62
UROLOGY	0	0	0	0	0	0	0
STAFF/DEP	0	0	0	415	0	415	415
TOTAL	336	483	819	569	1113	1682	2501

O.P.D. (SEX & RELIGION) NEW CASES

	SEX		RELIGION	
	MALE			
ADULT } ...	383		HINDU	693
	FEMALE	329		
CHILDREN } ...	58		MOH	73
	FEMALE	49	CH	53
TOTAL	819			819

BIFURCATION OF LAB CASES

Biochemistry	145
Hematology	14
Histopathplogy	1
Microbiology	15
Pathology	8
TOTAL	183




(INPATIENTS)

FOR THE MONTH OF - APRIL - 2022

DEPARTMENT	GENERAL. WARD	PRIVATE ROOMS	TOTAL
BPS	0	0	0
C.T.S	14	0	14
CARDIO - I	0	0	0
CARDIO - II	0	0	0
CARDIO III	16	1	17
CARDIO IV	0	0	0
DENTAL	0	0	0
DERMA	1	0	1
E.N.T.	0	0	0
EYE	7	0	7
MED I	0	0	0
MEDII	32	5	37
NEPHRO	204	6	210
NEUROLOGY	0	0	0
GYN I	1	0	1
GYN II	0	0	0
OBST - I	12	0	12
OBST - II	6	0	6
ORTHO	6	2	8
PEAD	10	0	19
(NICU)	6		
(INICU)	3		
PSYCH	0	0	0
R.T	0	0	0
SURG I	5	0	5
SURG II	21	3	24
UROLOGY	0	0	0
TOTAL	344	17	361

NEW ADMISSIONS			
SEX		RELIGION	
MALE	234		
ADULT }...		HINDU	316
FEMALE	106		
		MOH	31
MALE	16		
CHILDREN } ...		CHRISTIAN	14
FEMALE	5		
TOTAL	361		361




© Can Stock Photo - esp0114763

O P E R A T I O N STATISTICAL SUMMARY.

FOR THE MONTH OF - APRIL - 2022

DEAPRTMENT	MINOR OPERATION	MAJOR OPERATION	TOTAL
BPS	1	1	2
CTS	0	2	2
DENTAL	0	0	0
Derma Procedures	14	0	14
ENT	0	0	0
EYE	0	7	7
OBGYN - I	5	7	12
OBGYN - II	0	5	5
ORTHO	0	7	7
SURG - I	0	0	0
(Endoscopy)	0		
(Colonoscopy)	0		
Neuro.Surg	0	1	1
SURG - II	6	7	15
(Endoscopy)	2		
UROLOGY	0	0	0
TOTAL	28	37	65




© Can Stock Photo - esp6296364

STATISTICAL SUMMARY FOR THE MONTH OF April-22

	OUT PATIENT	819
	O.P.D. SPECIAL CASES	483
OPERATIONS : April - 2022		
	MINOR	28
	MAJOR	37
	TOTAL	65
	1) Average Daily O.P.D. Attendance.	100
	2) Average Daily Bed Occupancy	37
	3) Average Length of Stay	3
	4) Percentage Occupancy	9%
I.P.DAY'S :- April - 2022		
	GENERAL WARDS	359
	PRIVATE ROOMS	57
	ICU'S	703
	TOTAL	1119
CENSUS :-	MAXIMUM :- 53 (29.04.2022)	
	MINIMUM :- 23 (10.04.2022)	




Principal
 College of Physiotherapy
 Wanless Hospital
 Miraj Medical Centre.
 Miraj - 416 410.



WANLESS HOSPITAL, MIRAJ MEDICAL CENTRE, MIRAJ
MEDICAL RECORDS DEPARTMENT.

O.P.D. STATISTICAL SUMMARY - MAY - 2022

DEPARTMENT	NEW.ORD	NEW.SPL.	TOTAL (1)	REP.ORD	REP.SPL	TOTAL (2)	TOTAL (1+2)
BPS							
C.T.S	2	59	61	4	105	109	170
CARDIO - I	0	0	0	0	0	0	0
CARDIO - II	3	35	38	2	76	78	116
CARDIO III	3	7	10	6	5	11	21
Casualty	31	0	31	20	0	20	51
DCH	0	0	0	0	0	0	0
DENTAL	2	0	2	7	3	10	12
DERMA	4	158	162	12	250	262	424
E.N.T.	1	0	1	1	0	1	2
EYE	20	0	20	3	0	3	23
LAB	238	0	238	0	0	0	238
MED I	0	0	0	1	4	5	5
MEDII	2	49	51	9	368	377	428
NEPHRO	0	18	18	0	3	3	21
NEUROLOGY	1	23	24	0	49	49	73
GYN - I	2	17	19	9	40	49	68
GYN - II	2	12	14	7	40	47	61
OBST - I	2	6	8	30	32	62	70
OBST - II	1	4	5	10	31	41	46
ORTHO	8	58	66	14	103	117	183
PEAD	1	26	27	6	73	79	106
PSYCH	0	0	0	0	0	0	0
Physio.T	9	0	9	0	0	0	9
R.T.	1	1	2	2	0	2	4
RADIOLOGY	17	0	17	0	0	0	17
SURG I	6	11	17	1	17	18	35
SURG II	6	24	30	4	26	30	60
UROLOGY	0	0	0	0	0	0	0
STAFF/DEP	0	0	0	455	0	455	455
TOTAL	362	508	870	603	1225	1828	2698

O.P.D. (SEX & RELIGION) NEW CASES

	SEX		RELIGION	
	MALE	357		
ADULT } ...			HINDU	708
	FEMALE	356		
			MOH	129
CHILDREN } ...	MALE	92		
			CH	33
	FEMALE	65		
TOTAL		870		870

BIFURCATION OF LAB CASES

Biochemistry	188
Heamt	16
Histo	5
Micro	21
Pathology	8
TOTAL	238



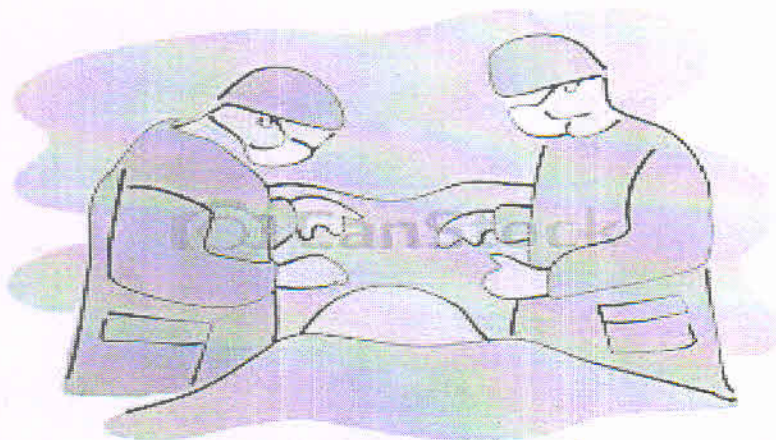
www.shutterstock.com - 342975587

(INPATIENTS)

FOR THE MONTH OF - MAY - 2022

DEPARTMENT	GENERAL. WARD	PRIVATE ROOMS	TOTAL
BPS	0	0	0
C.T.S	5	0	5
CARDIO - I	0	0	0
CARDIO - II	0	0	0
CARDIO III	11	0	11
DENTAL	0	0	0
DERMA	4	0	4
E.N.T.	0	0	0
EYE	0	0	0
MED I	0	0	0
MEDII	38	3	41
NEPHRO	238	2	240
NEUROLOGY	1	0	1
GYN I	0	0	0
GYN II	0	0	0
OBST - I	13	0	13
OBST - II	7	2	9
ORTHO	12	0	12
PEAD	8	0	15
(NICU)	4		
(INICU)	3		
PSYCH	0	0	0
R.T	0	0	0
SURG I	5	0	5
SURG II	10	1	11
UROLOGY	0	0	0
TOTAL	359	8	367

NEW ADMISSIONS			
SEX		RELIGION	
MALE	236		
ADULT }...		HINDU	316
FEMALE	113		
		MOH	32
MALE	11		
CHILDREN } ...		CHRISTIAN	19
FEMALE	7		
TOTAL	367		367




© Can Stock Photo - csp0114763

OPERATION STATISTICAL SUMMARY.

FOR THE MONTH OF - MAY - 2022

DEAPRTMENT	MINOR OPERATION	MAJOR OPERATION	TOTAL
BPS	0	1	1
CTS	0	1	1
DENTAL	0	0	0
Derma Procedures	11	0	11
ENT	0	0	0
EYE	0	3	3
OBGYN - I	2	6	8
OBGYN - II	4	3	7
ORTHO	0	6	6
SURG - I	3	3	7
(Endoscopy)	1		
(Colonoscopy)			
Neuro. Surg	0	0	0
SURG - II	2	3	7
(Endoscopy)	2		
UROLOGY	0	0	0
TOTAL	25	26	51



© Can Stock Photo - csp4270794


STATISTICAL SUMMARY FOR THE MONTH OF May-22

	OUT PATIENT	870
	O.P.D. SPECIAL CASES	508
OPERATIONS :- MAY - 2022		
	MINOR	25
	MAJOR	26
	TOTAL	51
1)	Average Daily O.P.D. Attendance.	99
2)	Average Daily Bed Occupancy	31
3)	Average Length of Stay	3
4)	Percentage Occupancy	8%
I.P.DAY'S :- MAY - 2022		
	GENERAL WARDS	362
	PRIVATE ROOMS	33
	ICU'S	570
	TOTAL	965
CENSUS :-		
	MAXIMUM :- 41 (09.05.2022)	
	MINIMUM :- 22 (21.05.2022)	

Hoshi



Principal
College of Physiotherapy
Wanless Hospital
Miraj Medical Centre.
 Miraj - 416 410.



MEDICAL RECORDS DEPARTMENT.

O.P.D. STATISTICAL SUMMARY - JUNE - 2022

DEPARTMENT	NEW.ORD	NEW.SPL.	TOTAL (1)	REP.ORD	REP.SPL	TOTAL (2)	TOTAL (1+2)
BPS	0	0	0	0	0	0	0
C.T.S	3	47	50	7	116	123	173
CARDIO - I	0	0	0	0	0	0	0
CARDIO - II	22	29	51	6	60	66	117
CARDIO III	2	1	3	9	6	15	18
Casualty	23	0	23	18	0	18	41
D.C.H	0	0	0	0	0	0	0
DENTAL	6	0	6	2	20	22	28
DERMA	3	153	157	13	256	269	426
E.N.T.	0	0	0	0	0	0	0
EYE	50	0	50	9	0	9	59
LAB	190	0	190	0	0	0	190
MED I	0	0	0	0	3	3	6
MEDII	4	58	62	15	360	375	437
NEPHRO	1	13	14	0	1	1	15
NEUROLOGY	0	16	16	7	37	44	60
GYN - I	2	18	20	4	39	43	63
GYN - II	1	13	14	5	50	53	67
OBST - I	0	8	8	9	51	60	68
OBST - II	0	5	5	0	40	40	45
ORTHO	10	105	115	14	188	202	317
PEAD	4	20	24	5	75	80	104
PSYCH	0	0	0	0	0	0	0
Physio.T	12	0	12	0	0	0	12
R.T.	3	0	3	0	0	0	3
RADIOLOGY	10	0	10	0	0	0	10
SURG I	22	0	22	10	28	38	60
SURG II	2	28	30	6	33	39	69
UROLOGY	0	0	0	0	0	0	0
STAFF/DEP	0	0	0	399	0	399	399
TOTAL	370	514	885	538	1363	1899	2787

2783

O.P.D. (SEX & RELIGION) NEW CASES

	SEX		RELIGION	
ADULT } ...	MALE	370	HINDU	713
	FEMALE	356	MOH	134
CHILDREN } ...	MALE	93	CH	38
	FEMALE	66		
TOTAL		885		885

BIFURCATION OF LAB CASES

Biochemistry	156
Hemaology	12
Histopath	7
Micro	7
Pathology	8
TOTAL	190



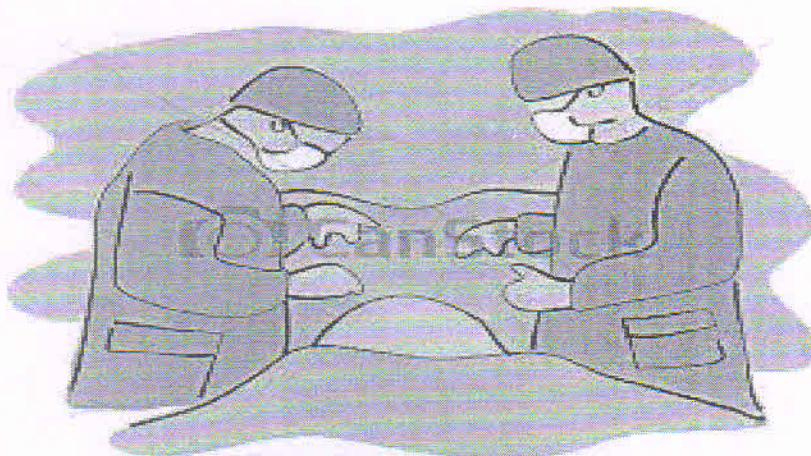
www.shutterstock.com · 348375587

(INPATIENTS)

FOR THE MONTH OF -JUNE - 2022

DEPARTMENT	GENERAL. WARD	PRIVATE ROOMS	TOTAL
BPS	0	0	0
C.T.S	5	0	5
CARDIO - I	0	0	0
CARDIO - II	0	0	0
CARDIO III	7	1	8
DENTAL	0	0	0
DERMA	0	1	1
E.N.T.	0	0	0
EYE	16	0	16
MED I	0	0	0
MEDII	38	3	41
NEPHRO	207	3	210
NEUROLOGY	0	0	0
GYN I	0	0	0
GYN II	0	0	0
OBST - I	10	0	10
OBST - II	3	0	3
ORTHO	8	0	8
PEAD	6	0	9
(NICU)	3		
(INICU)	0		
PSYCH	0	0	0
R.T	1	0	1
SURG I	4	0	4
SURG II	23	1	24
UROLOGY	0	0	0
TOTAL	331	9	340

NEW ADMISSIONS			
	<u>SEX</u>		<u>RELIGION</u>
	MALE	222	
ADULT }...			HINDU
	FEMALE	109	
			MOH
	MALE	5	
CHILDREN }...			CHRISTIAN
	FEMALE	4	
	TOTAL	340	340




OPERATIONS SUMMARY.

© Can Stock Photo - csp0114763

FOR THE MONTH OF - JUNE - 2022

DEAPRTMENT	MINOR OPERATION	MAJOR OPERATION	TOTAL
BPS	0	0	0
CTS	1	2	3
DENTAL	0	0	0
Derma Procedures	7	0	7
ENT	0	0	0
EYE	0	7	7
OBGYN - I	6	5	11
OBGYN - II	2	2	4
ORTHO	0	4	4
SURG - I	0	0	0
(Endoscopy)			
(Colonoscopy)			
Neuro. Surg			
SURG - II	2	9	11
(Endoscopy)			
UROLOGY	0	0	0
TOTAL	18	29	47



© Can Stock Photo - 226828364

STATISTICAL SUMMARY FOR THE MONTH OF

June-22

	OUT PATIENT	885
	O.P.D. SPECIAL CASES	514
OPERATIONS :- JUNE - 2022		
	MINOR	18
	MAJOR	29
	TOTAL	47
1)	Average Daily O.P.D. Attendance.	106
2)	Average Daily Bed Occupancy	29
3)	Average Length of Stay	3
4)	Percentage Occupancy	7%
I.P.DAY'S :- JUNE - 2022		
	GENERAL WARD	418
	PRIVATE ROOMS	43
	ICU'S	415
	TOTAL	876
CENSUS :-		
	MAXIMUM :- 37 (13.06.2022)	
	MINIMUM :- 23 (30.06.2022)	



Apshi.

Principal
College of Physiotherapy
Wanless Hospital
Miraj Medical Centre.
Miraj - 416 410.

**WANLESS HOSPITAL, MIRAJ MEDICAL CENTRE, MIRAJ
MEDICAL RECORDS DEPARTMENT.**

O.P.D. STATISTICAL SUMMARY - JULY - 2022

DEPARTMENT	NEW.ORD	NEW.SPL.	TOTAL (1)	REP.ORD	REP.SPL	TOTAL (2)	TOTAL (1+2)
BPS	0	1	1	0	0	0	1
C.T.S	3	35	38	7	106	113	151
CARDIO - I	0	0	0	0	0	0	0
CARDIO - II	3	42	45	5	85	90	135
CARDIO III	0	7	7	0	1	1	8
Casuality	23	0	23	15	0	15	38
D.C.H	0	0	0	0	0	0	0
DENTAL	5	0	5	7	0	7	12
DERMA	3	119	122	11	263	274	396
E.N.T.	14	0	14	3	29	32	46
EYE	20	0	20	12	0	12	32
LAB	246	0	246	0	0	0	246
MED I	0	0	0	0	1	1	1
MEDII	2	51	53	11	314	325	378
NEPHRO	0	2	2	0	1	1	3
NEUROLOGY	0	11	11	4	44	48	59
GYN - I	2	9	11	11	43	54	65
GYN - II	2	11	13	7	26	33	46
OBST - I	0	3	3	8	30	38	41
OBST - II	0	10	10	7	40	47	57
ORTHO	4	62	66	12	103	115	181
PEAD	3	30	33	8	85	93	126
PSYCH	0	0	0	0	0	0	0
Physio.T	7	0	7	1	0	1	8
R.T.	1	0	1	3	0	3	4
RADIOLOGY	8	0	8	0	0	0	8
SURG I	4	12	16	9	13	22	38
SURG II	2	21	23	4	9	13	36
UROLOGY	0	0	0	0	0	0	0
STAFF/DEP				330	0	330	330
TOTAL	352	426	778	475	1193	1668	2446

O.P.D. (SEX & RELIGION) NEW CASES

	SEX	RELIGION	
	MALE	343	
ADULT } ...		HINDU	618
	FEMALE	286	
		MOH	122
CHILDREN } ...	MALE	90	
		CH	38
	FEMALE	59	
TOTAL		778	778

BIFURCATION OF LAB CASES

Biochemistry	188
Hematology	25
Micro	16
Pathology	17
TOTAL	246

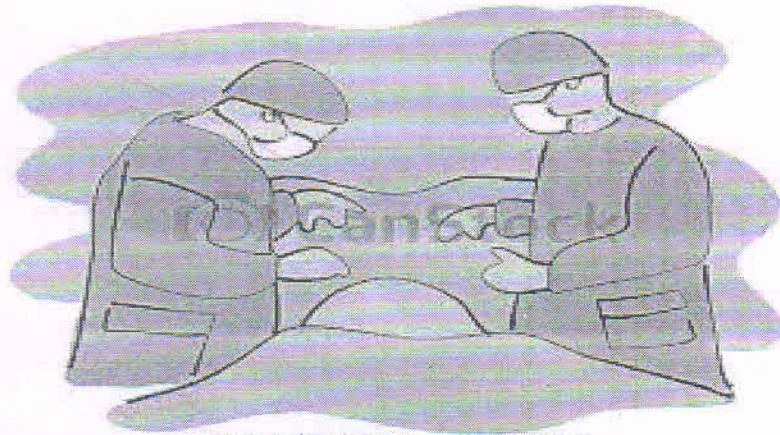
STATISTICAL SUMMARY

(INPATIENTS)

FOR THE MONTH OF - JULY - 2022

DEPARTMENT	GENERAL. WARD	PRIVATE ROOMS	TOTAL
BPS	0	0	0
C.T.S	11	0	11
CARDIO - I	0	0	0
CARDIO - II	0	0	0
CARDIO III	8	1	9
DENTAL	0	0	0
DERMA	1	0	1
E.N.T.	0	0	0
EYE	16	0	16
MED I	0	0	0
MEDII	28	0	28
NEPHRO	185	0	185
NEUROLOGY	0	0	0
GYN I	1	0	1
GYN II	1	0	1
OBST - I	7	1	8
OBST - II	4	0	4
ORTHO	8	0	8
PEAD	16	1	17
(NICU)			
(INICU)			
PSYCH	0	0	0
R.T	1	0	1
SURG I	7	1	8
SURG II	7	1	8
UROLOGY			
TOTAL	301	5	306

NEW ADMISSIONS			
SEX		RELIGION	
MALE	211		
ADULT }...		HINDU	254
FEMALE	75		
		MOH	40
MALE	12		
CHILDREN } ...		CHRISTIAN	12
FEMALE	8		
TOTAL	306		306




© Can Stock Photo - csp0114763

O P E R A T I O N STATISTICAL SUMMARY.

FOR THE MONTH OF - JULY - 2022

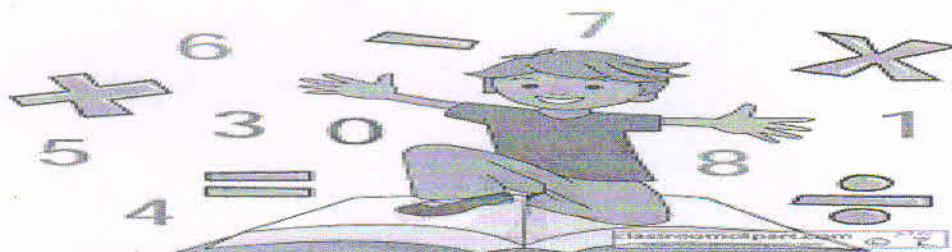
DEAPRTMENT	MINOR OPERATION	MAJOR OPERATION	TOTAL
BPS	0	0	0
CTS	0	0	0
DENTAL	0	0	0
Derma Procedures	6	0	6
ENT	0	0	0
EYE	0	17	17
OBGYN - I	5	3	8
OBGYN - II	2	2	4
ORTHO	2	6	8
SURG - I (Endoscopy) (Colonoscopy)	3	0	3
Neuro. Surg			
SURG - II (Endoscopy)	24 1	0	25
UROLOGY	0	0	0
TOTAL	43	28	71



© Can Stock Photo - csp6276364

STATISTICAL SUMMARY FOR THE MONTH OF July-22

	OUT PATIENT	778
	O.P.D. SPECIAL CASES	426
OPERATIONS :- JULY - 2022		
	MINOR	43
	MAJOR	28
	TOTAL	71
1)	Average Daily O.P.D. Attendance.	94
2)	Average Daily Bed Occupancy	23
3)	Average Length of Stay	3
4)	Percentage Occupancy	15%
I.P.DAY'S :- JULY - 2022		
	GENERAL WARDS	294
	PRIVATE ROOMS	34
	ICU'S	703
	TOTAL	1031
	MAXIMUM :- 33 (05.07.2022)	
CENSUS :-		
	MINIMUM :- 15 (13.07.2022)	



WANLESS HOSPITAL, MIRAJ MEDICAL CENTRE, MIRAJ
MEDICAL RECORDS DEPARTMENT.

O.P.D. STATISTICAL SUMMARY - AUGUST - 2022

DEPARTMENT	NEW.ORD	NEW.SPL.	TOTAL (1)	REP.ORD	REP.SPL	TOTAL (2)	TOTAL (1+2)
BPS	0	0	0	0	0	0	0
C.T.S	4	29	33	6	88	94	127
CARDIO - I	0	0	0	0	0	0	0
CARDIO - II	1	38	39	4	66	70	109
CARDIO III	0	2	2	0	2	2	4
Casualty	31	0	31	26	0	26	57
DCH	0	0	0	0	0	0	0
DENTAL	2	0	2	22	0	22	24
DERMA	3	151	154	12	232	244	398
E.N.T.	6	0	6	3	0	3	9
EYE	23	0	23	8	0	8	31
LAB	268	0	268	0	0	0	268
MED I	0	0	0	0	2	2	2
MEDII	3	42	45	16	278	294	339
NEPHRO	0	12	12	0	1	1	13
NEUROLOGY	0	2	2	6	21	27	29
GYN - I	0	18	18	12	29	41	59
GYN - II	0	4	4	9	24	33	37
OBST - I	0	5	5	5	30	35	40
OBST - II	0	5	5	8	45	53	58
ORTHO	4	43	47	7	109	116	163
PEAD	5	15	20	4	87	91	111
PSYCH	0	0	0	0	0	0	0
Physio.Th.	0	0	0	0	0	0	0
R.T.	1	0	1	3	0	3	4
RADIOLOGY	8	0	8	1	0	1	9
SURG I	4	13	17	1	36	37	54
SURG II	1	20	21	4	10	14	35
UROLOGY	0	0	0	0	0	0	0
STAFF/DEP	0	0	0	276	0	276	276
TOTAL	364	399	763	433	1060	1493	2256

O.P.D. (SEX & RELIGION) NEW CASES

	SEX		RELIGION	
ADULT } ...	MALE	328	HINDU	606
	FEMALE	286	MOH	118
CHILDREN } ...	MALE	90	CH	39
	FEMALE	59		
TOTAL		763		763

BIFURCATION OF LAB CASES

Biochemistry	231
Hematology	15
Micro	13
Pathology	9
TOTAL	268



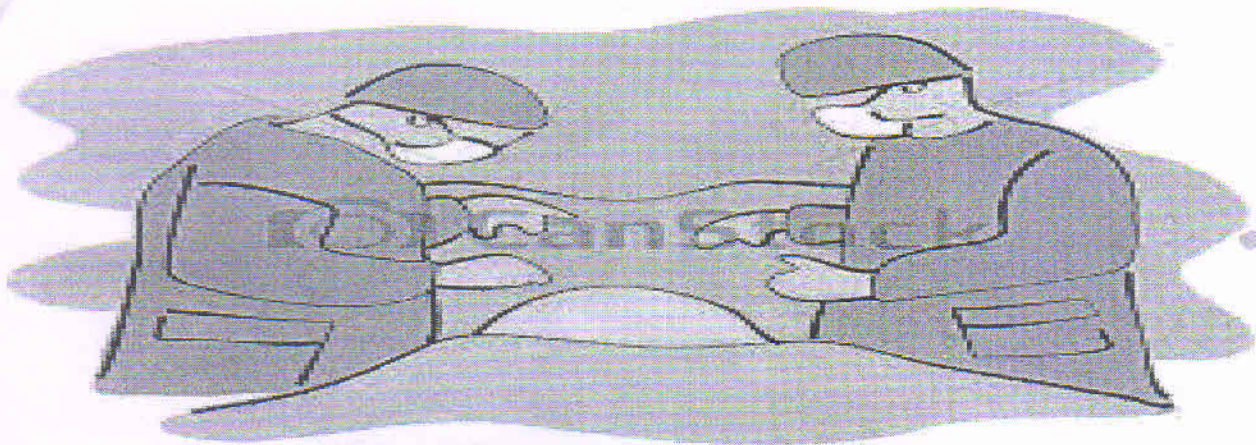
STATISTICAL SUMMARY

(INPATIENTS)

FOR THE MONTH OF - AUGUST - 2022

DEPARTMENT	GENERAL. WARD	PRIVATE ROOMS	TOTAL
BPS	0	0	0
C.T.S	3	0	3
CARDIO - I	0	0	0
CARDIO - II	0	0	0
CARDIO III	8	0	8
DENTAL	0	0	0
DERMA	1	0	1
E.N.T.	0	0	0
EYE	14	0	14
MED I	0	0	0
MEDII	17	0	17
NEPHRO	213	0	213
NEUROLOGY	0	0	0
GYN I	0	0	0
GYN II	0	0	0
OBST - I	6	0	6
OBST - II	8	1	9
ORTHO	7	0	7
PEAD	1	0	12
(NICU)	7		
(INICU)	4		
PSYCH	0	0	0
R.T	0	0	0
SURG I	5	0	5
SURG II	5	0	5
UROLOGY	0		
TOTAL	299	1	300

NEW ADMISSIONS			
SEX		RELIGION	
MALE	205		
ADULT }...		HINDU	248
FEMALE	75		
		MOH	40
MALE	12		
CHILDREN } ...		CHRISTIAN	12
FEMALE	8		
TOTAL	300		300




© Can Stock Photo - csp0114763

OPERATION STATISTICAL SUMMARY.

FOR THE MONTH OF - AUGUST - 2022

DEAPRTMENT	MINOR OPERATION	MAJOR OPERATION	TOTAL
BPS	0	0	0
CTS	0	0	0
DENTAL	0	0	0
ENT	0	0	0
EYE	0	12	12
OBGYN - I	5	4	9
OBGYN - II	1	4	5
ORTHO	4	3	7
SURG - I	1	4	8
(Endoscopy)	3		
(Colonoscopy)			
Neuro. Surg	0	0	0
SURG - II	0	0	1
(Endoscopy)	1		
UROLOGY	0	0	0
TOTAL	15	27	42



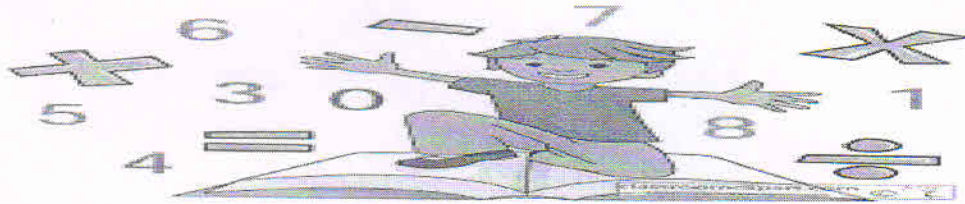
© Can Stock Photo - 05p8276764

STATISTICAL SUMMARY FOR THE MONTH OF August-22

	OUT PATIENT	763
	O.P.D. SPECIAL CASES	399
OPERATIONS :- AUGUST -2022		
	MINOR	15
	MAJOR	27
	TOTAL	42
	1) Average Daily O.P.D. Attendance.	87
	2) Average Daily Bed Occupancy	18
	3) Average Length of Stay	2
	4) Percentage Occupancy	12%
I.P.DAY'S :- AUGUST - 2022		
	GENERAL WARDS	184
	PRIVATE ROOMS	8
	ICU'S	378
	TOTAL	570
	CENSUS :- MAXIMUM :- 23 (27.08.2022)	
	MINIMUM :- 12 (02.08.2022)	



Archi
Principal
College of Physiotherapy
Wanless Hospital
Miraj Medical Centre.
Miraj - 416 410.



WANLESS HOSPITAL, MIRAJ MEDICAL CENTRE, MIRAJ
MEDICAL RECORDS DEPARTMENT.

O.P.D. STATISTICAL SUMMARY - SEPTEMBER - 2022

DEPARTMENT	NEW.ORD	NEW.SPL.	TOTAL (1)	REP.ORD	REP.SPL	TOTAL (2)	TOTAL (1+2)
BPS	0	0	0	0	0	0	0
C.T.S	6	50	56	2	114	116	172
CARDIO - I	0	0	0	0	0	0	0
CARDIO - II	1	31	32	3	58	61	93
CARDIO III	0	8	8	2	1	3	11
CARDIO IV	0	0	0	0	0	0	0
Casualty	26	0	26	18	0	18	44
DCH	0	0	0	0	0	0	0
DENTAL	6	0	6	70	2	72	78
DERMA	2	139	141	13	239	252	393
E.N.T.	5	0	5	77	0	77	82
EYE	25	0	25	11	0	11	36
LAB	289	0	289	0	0	0	289
MED I	0	0	0	0	1	1	1
MEDII	1	40	41	12	218	230	271
NEPHRO	0	6	6	0	0	0	6
NEUROLOGY	0	1	1	3	15	18	19
GYN - I	1	7	8	9	30	39	47
GYN - II	2	9	11	4	30	34	45
OBST - I	0	4	4	8	26	34	38
OBST - II	0	6	6	2	45	47	53
ORTHO	2	54	56	12	199	211	267
PEAD	8	13	21	10	69	79	100
PSYCH	0	0	0	0	0	0	0
Physio.Th.	5	0	5	0	0	0	5
R.T.	1	0	1	1	0	1	2
RADIOLOGY	6	0	6	0	0	0	6
General Surgary	4	15	19	0	2	2	21
SURG I	3	13	16	4	28	32	48
SURG II	0	0	0	3	8	11	11
UROLOGY	0	0	0	0	0	0	0
STAFF/DEP	0	0	0	250	0	250	250
TOTAL	393	396	789	514	1085	1599	2388

O.P.D. (SEX & RELIGION) NEW CASES

	SEX	RELIGION	
ADULT } ...	MALE	357	HINDU
	FEMALE	293	
CHILDREN } ...	MALE	98	MOH
	FEMALE	41	CH
TOTAL		789	789

BIFURCATION OF LAB CASES

Biochemistry	226
Hematology	12
Histopath	10
Micro	15
Pathology	26
TOTAL	289



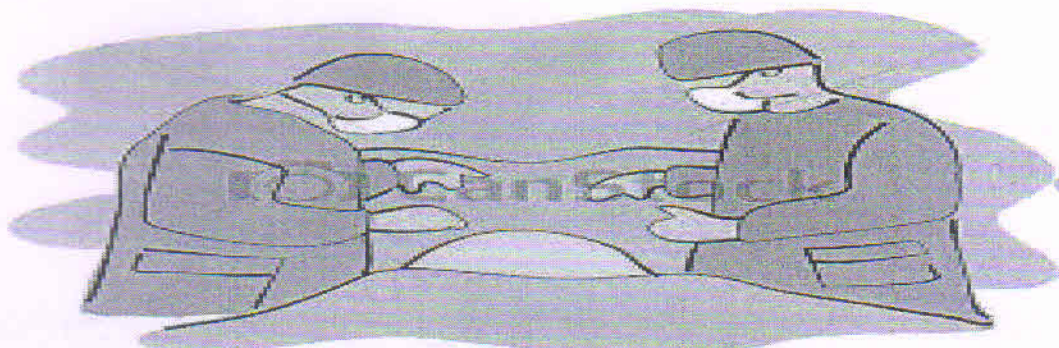
STATISTICAL SUMMARY

(INPATIENTS)

FOR THE MONTH OF - SEPTEMBER - 2022

DEPARTMENT	GENERAL. WARD	PRIVATE ROOMS	TOTAL
BPS	0	0	0
C.T.S	8	0	8
CARDIO - I	0	0	0
CARDIO - II	0	0	0
CARDIO III	8	0	8
DENTAL	0	0	0
DERMA	0	1	1
E.N.T.	0	0	0
EYE	13	0	13
MED I	1	0	1
MEDII	23	2	25
NEPHRO	234	0	234
NEUROLOGY	0	0	0
GYN I	0	0	0
GYN II	0	0	0
OBST - I	4	0	4
OBST - II	7	2	9
ORTHO	4	0	4
PEAD	5	1	14
(NICU)	7		
(INICU)	1		
PSYCH	0	0	0
R.T	0	0	0
General Surgery	5	0	5
SURG I	0	0	0
SURG II	2	0	2
UROLOGY	0	0	0
TOTAL	322	6	328

NEW ADMISSIONS			
SEX		RELIGION	
MALE	186		
ADULT }...		HINDU	295
FEMALE	126		
		MOH	21
MALE	9		
CHILDREN }...		CHRISTIAN	12
FEMALE	7		
TOTAL	328		328

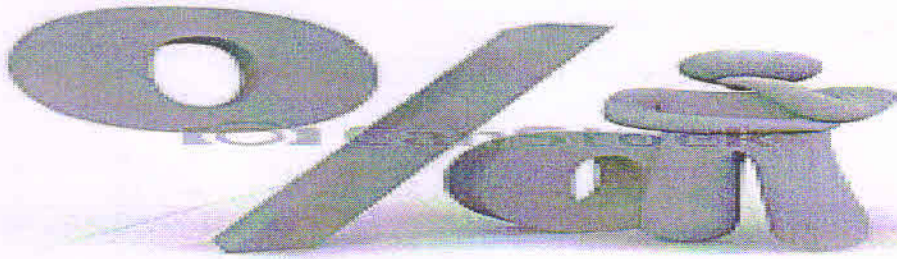


© Can Stock Photo - csp0114763

OPERATION STATISTICAL SUMMARY.

FOR THE MONTH OF - SEPTEMBER - 2022

DEAPRTMENT	MINOR OPERATION	MAJOR OPERATION	TOTAL
BPS	0	0	0
CTS	0	1	1
DENTAL	0	0	0
Derma Procedures	6	0	6
ENT	0	0	0
EYE	0	3	3
OBGYN - I	3	3	6
OBGYN - II	3	4	7
ORTHO	1	4	5
SURG - I	2	0	2
(Endoscopy)	0		
(Colonoscopy)	0		
Neuro. Surg	0	0	0
SURG - II	1	0	1
(Endoscopy)	0		
UROLOGY	0	0	0
TOTAL	16	15	31



© Can Stock Photo - csp6276764

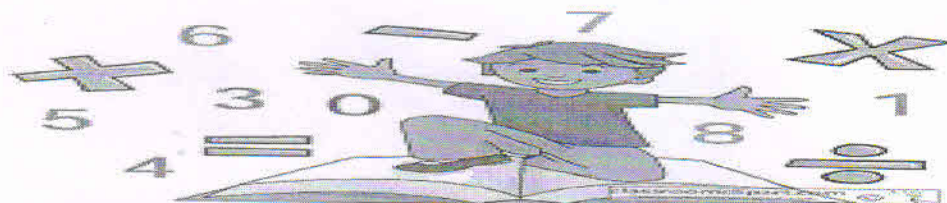
STATISTICAL SUMMARY FOR THE MONTH OF September-22

	OUT PATIENT	789
	O.P.D. SPECIAL CASES	396
OPERATIONS :- SEPTEMBER -2022		
	MINOR	16
	MAJOR	15
	TOTAL	31
	1) Average Daily O.P.D. Attendance.	92
	2) Average Daily Bed Occupancy	17
	3) Average Length of Stay	2
	4) Percentage Occupancy	11%
I.P.DAY'S :- SEPTEMBER - 2022		
	GENERAL WARDS	137
	PRIVATE ROOMS	30
	ICU'S	344
	TOTAL	511
	CENSUS :- MAXIMUM :- 30 (22.09.2022)	
	MINIMUM :- 9 (25.09.2022)	

Joshi.



Principal
College of Physiotherapy
Wanless Hospital
Miraj Medical Centre.
Miraj - 416 410.



WANLESS HOSPITAL, MIRAJ MEDICAL CENTRE, MIRAJ
MEDICAL RECORDS DEPARTMENT.

O.P.D. STATISTICAL SUMMARY - OCTOBER - 2022

DEPARTMENT	NEW.ORD	NEW.SPL.	TOTAL (1)	REP.ORD	REP.SPL	TOTAL (2)	TOTAL (1+2)
BPS	0	0	0	0	0	0	0
C.T.S	2	31	33	4	91	95	128
CARDIO - I	0	0	0	0	0	0	0
CARDIO - II	2	30	32	3	56	59	91
CARDIO III	1	2	3	4	1	5	8
CARDIO IV	0	0	0	0	0	0	0
Casualty	10	0	10	14	0	14	24
DCH	0	0	0	0	0	0	0
DENTAL	1	0	1	19	0	19	20
DERMA	2	132	134	5	239	244	378
E.N.T.	4	0	4	4	8	12	16
EYE	7	0	7	3	0	3	10
LAB	143	0	143	0	0	0	143
MED I	0	0	0	0	1	1	1
MEDII	0	19	19	8	147	155	174
NEPHRO	0	4	4	0	1	1	5
NEUROLOGY	0	0	0	0	9	9	9
GYN - I	0	5	5	8	24	32	37
GYN - II	3	0	3	9	13	22	25
OBST - I	3	0	3	2	40	42	45
OBST - II	3	0	3	10	10	20	23
ORTHO	6	43	49	8	98	106	155
PEAD	2	7	9	1	50	51	60
PSYCH	0	0	0	0	0	0	0
Physio.Th.	3	0	3	1	0	1	4
R.T.	0	0	0	0	0	0	0
RADIOLOGY	4	0	4	0	0	0	4
General Surgery	3	20	23	0	4	4	27
SURG I	2	3	5	1	12	13	18
SURG II	0	0	0	1	10	11	11
UROLOGY	0	0	0	0	0	0	0
STAFF/DEP	0	0	0	244	0	244	244
TOTAL	201	296	497	349	814	1163	1660

O.P.D. (SEX & RELIGION) NEW CASES

	SEX	RELIGION	
	MALE	225	
ADULT } ...		HINDU	390
	FEMALE	196	
		MOH	91
CHILDREN } ...		CH	16
	MALE	46	
	FEMALE	30	
TOTAL		497	497

BIFURCATION OF LAB CASES

Biochemistry	117
Hematology	8
Histopath	0
Micro	6
Pathology	12
TOTAL	143



STATISTICAL SUMMARY


(INPATIENTS)

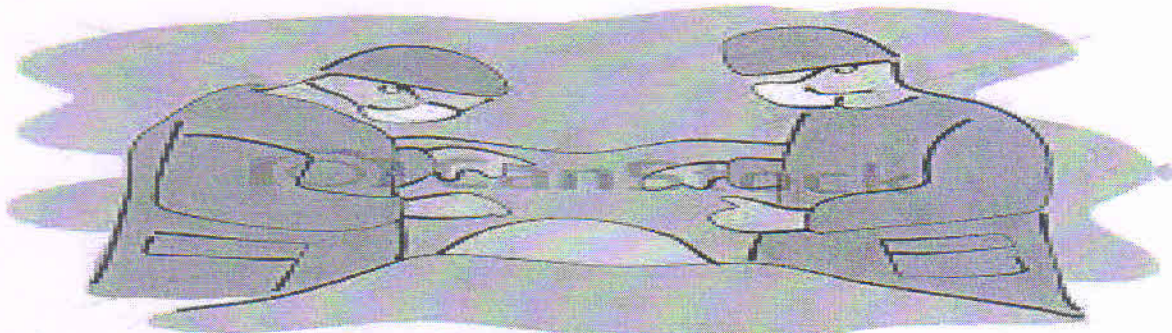
FOR THE MONTH OF - OCTOBER - 2022

DEPARTMENT	GENERAL. WARD	PRIVATE ROOMS	TOTAL
BPS	0	0	0
C.T.S	6	0	6
CARDIO - I	0	0	0
CARDIO - II	4	0	4
CARDIO III	6	1	7
DENTAL	0	0	0
DERMA	0	0	0
E.N.T.	0	0	0
EYE	0	0	0
MED I	0	0	0
MEDII	11	0	11
NEPHRO	226	0	226
NEUROLOGY	0	0	0
GYN I	0	0	0
GYN II	0	0	0
OBST - I	7	0	7
OBST - II	8	2	10
ORTHO	10	0	10
PEAD	3	1	4
(NICU)	0		
(INICU)	0		
PSYCH	0	0	0
R.T	0	0	0
General Surgery	10	0	10
SURG I	0	0	0
SURG II	1	0	1
UROLOGY	0	0	0
TOTAL	292	4	296

NEW ADMISSIONS			
SEX		RELIGION	
MALE	197		
ADULT }...		HINDU	250
FEMALE	92		
		MOH	31
CHILDREN } ...		CHRISTIAN	15
FEMALE	3		
TOTAL	296		296

Joshi
Principal
College of Physiotherapy
Wanless Hospital
Miraj Medical Centre
Miraj - 416 410.






© Can Stock Photo - csp0114763

OPERATION STATISTICAL SUMMARY.

FOR THE MONTH OF - OCTOBER - 2022

DEAPRTMENT	MINOR OPERATION	MAJOR OPERATION	TOTAL
BPS	0	0	0
CTS	0	0	0
DENTAL	0	0	0
ENT	0	0	0
EYE	0	0	0
OBGYN - I	0	4	4
OBGYN - II	5	3	8
ORTHO	5	3	8
SURG - I	0	0	0
(Endoscopy)	0		
(Colonoscopy)	0		
Neuro. Surg	0	0	0
SURG - II	0	3	3
(Endoscopy)	0		
UROLOGY	0	0	0
TOTAL	10	13	23




© Can Stock Photo - 6698276704

STATISTICAL SUMMARY FOR THE MONTH OF October-22

	OUT PATIENT	497
	O.P.D. SPECIAL CASES	296
OPERATIONS :- OCTOBER -2022		
	MINOR	10
	MAJOR	13
	TOTAL	23
	1) Average Daily O.P.D. Attendance.	64
	2) Average Daily Bed Occupancy	12
	3) Average Length of Stay	2
	4) Percentage Occupancy	8%
I.P.DAY'S :- OCTOBER - 2022		
	GENERAL WARDS	105
	PRIVATE ROOMS	27
	ICU'S	232
	TOTAL	364
CENSUS :-		
	MAXIMUM :- 19 (04.10.2022)	
	MINIMUM :- 6 (09.10.2022)	




Principal
 College of Physiotherapy,
 Wanless Hospital
 Miraj Medical Centre.
 Miraj - 416 410.

**WANLESS HOSPITAL, MIRAJ MEDICAL CENTRE, MIRAJ
MEDICAL RECORDS DEPARTMENT.**

O.P.D. STATISTICAL SUMMARY - NOVEMBER 2022

DEPARTMENT	NEW.ORD	NEW.SPL.	TOTAL (1)	REP.ORD	REP.SPL	TOTAL (2)	TOTAL (1+2)
BPS	0	0	0	0	0	0	0
C.T.S	3	34	37	4	118	122	159
CARDIO - I	0	0	0	0	0	0	0
CARDIO - II	0	12	12	0	0	0	12
CARDIO III	1	0	1	1	4	5	6
Casualty	17	0	17	26	0	26	43
D.C.H	0	0	0	0	0	0	0
DENTAL	3	0	3	4	0	4	7
DERMA	0	152	152	5	199	204	356
E.N.T.	0	0	0	1	0	1	1
EYE	4	0	4	3	0	3	7
LAB	99	0	99	0	0	0	99
MED I	0	0	0	0	1	1	1
MEDII	16	0	16	4	82	86	102
NEPHRO	0	0	0	0	0	0	0
NEUROLOGY	0	0	0	0	3	3	3
GYN - I	0	13	13	5	20	25	38
GYN - II	0	8	8	0	20	20	28
OBST - I	4	0	4	6	30	36	40
OBST - II	0	5	5	9	10	19	24
ORTHO	2	28	30	9	100	109	139
PEAD	2	4	6	0	33	33	39
PSYCH	0	0	0	0	0	0	0
Physio.T	2	0	2	0	0	0	2
R.T.	2	0	2	0	0	0	2
RADIOLOGY	7	0	7	1	0	1	8
SURG I	1	6	7	0	6	6	13
SURG II	0	0	0	0	11	11	11
GEN.SURG	4	126	20	2	4	6	26
UROLOGY	0	0	0	0	0	0	0
STAFF/DEP	0	0	0	212	0	212	212
TOTAL	167	388	445	292	641	933	1378

O.P.D. (SEX & RELIGION) NEW CASES

	SEX		RELIGION	
	MALE	180		
ADULT } ...			HINDU	345
	FEMALE	196		
			MOH	86
	MALE	33		
CHILDREN } ...		36	CH	14
	FEMALE			
TOTAL		445		445

BIFURCATION OF LAB CASES

Biochemistry	72
Hemaology	15
Histopath	0
Micro	3
Pathology	9
TOTAL	99

STATISTICAL SUMMARY

(INPATIENTS)

FOR THE MONTH OF - NOVEMBER 2022

DEPARTMENT	GENERAL. WARD	PRIVATE ROOMS	TOTAL
BPS			
C.T.S			
CARDIO - I			
CARDIO - II	1	0	1
CARDIO III	9	1	10
DENTAL			
DERMA			
E.N.T.			
EYE			
MED I			
MEDII			
NEPHRO			
NEUROLOGY			
GYN I			
GYN II			
OBST - I	4	0	4
OBST - II			
ORTHO	1	1	2
PEAD	1	0	1
(NICU)	0		
(INICU)	0		
PSYCH			
R.T			
SURG I			
SURG II			
GEN.SURG	3	1	4
UROLOGY			
TOTAL	19	3	22

NEW ADMISSIONS			
SEX		RELIGION	
MALE	10		
ADULT }...		HINDU	15
FEMALE	10		
		MOH	3
MALE	1		
CHILDREN } ...		CHRISTIAN	4
FEMALE	1		
TOTAL	22		22

STATISTICAL SUMMARY

(INPATIENTS)

FOR THE MONTH OF - NOVEMBER 2022

DEPARTMENT	GENERAL. WARD	PRIVATE ROOMS	TOTAL
BPS			
C.T.S			
CARDIO - I			
CARDIO - II	1	0	1
CARDIO III	9	1	10
DENTAL			
DERMA			
E.N.T.			
EYE			
MED I			
MEDII			
NEPHRO			
NEUROLOGY			
GYN I			
GYN II			
OBST - I	4	0	4
OBST - II			
ORTHO	1	1	2
PEAD	1	0	1
(NICU)	0		
(INICU)	0		
PSYCH			
R.T			
SURG I			
SURG II			
GEN.SURG	3	1	4
UROLOGY			
TOTAL	19	3	22

NEW ADMISSIONS			
SEX		RELIGION	
MALE	10		
ADULT }...		HINDU	15
FEMALE	10		
		MOH	3
MALE	1		
CHILDREN } ...		CHRISTIAN	4
FEMALE	1		
TOTAL	22		22

OPERATION STATISTICAL SUMMARY.

FOR THE MONTH OF -NOVEMBER - 2022

DEAPRTMENT	MINOR OPERATION	MAJOR OPERATION	TOTAL
BPS	0	0	0
CTS	0	0	0
DENTAL	0	0	0
ENT	0	0	0
EYE	0	0	0
OBGYN - I	0	3	3
OBGYN - II	0	0	0
ORTHO	0	2	2
SURG - I	0	0	0
(Endoscopy)	0		
(Colonoscopy)	0		
Neuro. Surg	0	0	0
SURG - II	3	0	3
(Endoscopy)	0		
UROLOGY	0	0	0
TOTAL	3	5	8

STATISTICAL SUMMARY FOR THE MONTH OF November-22

	OUT PATIENTS	445
	O.P.D. SPECIAL CASES	388
OPERATIONS :- NOVEMBER - 2022		
	MINOR	3
	MAJOR	5
	TOTAL	8
1)	Average Daily O.P.D. Attendance.	55
2)	Average Daily Bed Occupancy	
3)	Average Length of Stay	
4)	Percentage Occupancy	
I.P.DAYS :- NOVEMBER - 2022		
	GENERAL WARDS	
	PRIVATE ROOMS	
	ICU'S	
	TOTAL	
CENSUS :-	MAXIMUM :-	
	MINIMUM :-	



Asahi

Principal
College of Physiotherapy
Wanless Hospital
Miraj Medical Centre.
Miraj - 416 410.

**WANLESS HOSPITAL, MIRAJ MEDICAL CENTRE, MIRAJ
MEDICAL RECORDS DEPARTMENT.**

O.P.D. STATISTICAL SUMMARY - DECEMBER 2022

DEPARTMENT	NEW.ORD	NEW.SPL.	TOTAL (1)	REP.ORD	REP.SPL	TOTAL (2)	TOT..L (1+2)
BPS	0	1	1	0	0	0	1
C.T.S	2	19	21	5	110	115	136
CARDIO - I	0	0	0	0	0	0	0
CARDIO - II	0	2	2	5	18	23	25
CARDIO III	1	3	4	4	2	6	10
Casualty	17	0	17	0	0	0	17
D.C.H	0	0	0	0	0	0	0
DENTAL	2	0	2	0	0	0	2
DERMA	4	120	124	6	61	67	191
E.N.T.	0	0	0	1	0	1	1
EYE	2	0	2	0	1	1	3
LAB	75	0	75	0	0	0	75
MED I	0	0	0	1	2	3	3
MEDII	0	3	3	7	38	45	48
NEPHRO	0	0	0	0	0	0	0
NEUROLOGY	0	0	0	0	0	0	0
GYN - I	4	0	4	5	16	21	25
GYN - II	0	0	0	2	10	12	12
OBST - I	1	8	9	0	0	0	9
OBST - II	3	0	3	0	0	0	3
ORTHO	4	30	34	7	32	39	73
PEAD	1	0	1	2	10	12	13
PSYCH	0	0	0	0	0	0	0
Physio.T	2	0	2	0	0	0	2
R.T.	0	0	0	0	0	0	0
RADIOLOGY	2	0	2	0	0	0	0
SURG I	0	1	1	0	0	0	1
GEN.SURG	4	7	11	1	6	7	18
UROLOGY	0	0	0	0	0	0	0
STAFF/DEP	0	0	0	153	0	153	153
TOTAL	0	194	318	199	306	505	821

O.P.D. (SEX & RELIGION) NEW CASES

	SEX		RELIGION	
	MALE	145		
ADULT }...			HINDU	254
	FEMALE	128		
			MOH	55
CHILDREN } ...	MALE	24		
	FEMALE	21		
			CH	9
TOTAL		318		318

BIFURCATION OF LAB CASES

Biochemistry	67
Hemaology	3
Histopath	0
Micro	2
Pathology	3
TOTAL	75

STATISTICAL SUMMARY

(INPATIENTS)

FOR THE MONTH OF - DECEMBER 2022

DEPARTMENT	GENERAL. WARD	PRIVATE ROOMS	TOTAL
BPS	0	0	0
C.T.S	0	0	0
CARDIO - I	0	0	0
CARDIO - II	0	0	0
CARDIO III	10	0	10
DENTAL	0	0	0
DERMA	2	0	2
E.N.T.	0	0	0
EYE	0	0	0
MED I	0	0	0
MEDII	0	0	0
NEPHRO	0	0	0
NEUROLOGY	0	0	0
GYN I	0	0	0
GYN II	0	0	0
OBST - I	2	0	2
OBST - II	0	0	0
ORTHO	2	0	2
PEAD	0	0	0
(NICU)	0		
(INICU)	0		
PSYCH	0	0	0
R.T	0	0	0
SURG I	0	0	0
SURG II	0	0	0
GEN.SURG	4	0	4
UROLOGY	0	0	0
TOTAL	20	0	20

NEW ADMISSIONS			
SEX		RELIGION	
MALE	9		
ADULT }...		HINDU	14
FEMALE	11		
		MOH	2
MALE	0		
CHILDREN } ...		CHRISTIAN	4
FEMALE			
TOTAL	20		20

O P E R A T I O N STATISTICAL SUMMARY.

FOR THE MONTH OF - DECEMBER - 2022

DEAPRTMENT	MINOR OPERATION	MAJOR OPERATION	TOTAL
BPS	0	0	0
CTS	0	0	0
DENTAL	0	0	0
ENT	0	0	0
EYE	0	0	0
OBGYN - I	0	0	0
OBGYN - II	0	0	0
ORTHO	0	1	1
SURG - I	0	0	0
(Endoscopy)	0		
(Colonoscopy)	0		
Neuro. Surg	0	0	0
SURG - II	0	0	0
(Endoscopy)	0		
UROLOGY	0	0	0
TOTAL	0	1	1

**STATISTICAL SUMMARY FOR THE MONTH OF
December-22**

	OUT PATIENTS	318
	O.P.D. SPECIAL CASES	194
OPERATIONS :- DECEMBER - 2022		
	MINOR	2
	MAJOR	1
	TOTAL	
	1) Average Daily O.P.D. Attendance.	32
	2) Average Daily Bed Occupancy	
	3) Average Length of Stay	
	4) Percentage Occupancy	
I.P.DAYS :-DECEMBER - 2022		
	GENERAL WARDS	
	PRIVATE ROOMS	
	ICU'S	
	TOTAL	
CENSUS :-	MAXIMUM :-	
	MINIMUM :-	




Principal
College of Physiotherapy
Wanless Hospital
Miraj Medical Centre.
Miraj - 416 410.

O.P.D. STATISTICAL SUMMARY - JANUARY 2023

DEPARTMENT	NEW.ORD	NEW.SPL.	TOTAL (1)	REP.ORD	REP.SPL	TOTAL (2)	TOTAL (1+2)
BPS	0	0	0	0	0	0	0
C.T.S	0	26	26	4	97	101	127
CARDIO - I	0	0	0	0	0	0	0
CARDIO - II	1	2	3	0	26	26	29
CARDIO III	1	0	1	2	4	6	7
Casualty	13	0	13	12	0	12	25
D.C.H	0	0	0	0	0	0	0
DENTAL	3	0	3	0	1	1	4
DERMA	2	125	127	8	244	252	379
E.N.T.	0	0	0	0	0	0	0
EYE	1	0	1	1	0	1	2
LAB	15	0	15	0	0	0	15
MED I	0	0	0	0	0	0	0
MEDII	0	6	6	13	46	59	65
NEPHRO	0	0	0	0	0	0	0
NEUROLOGY	0	0	0	0	1	1	1
GYN - I	0	4	4	9	20	29	33
GYN - II	0	3	3	3	8	11	14
OBST - I	1	5	6	7	27	34	40
OBST - II	0	0	0	3	11	14	14
ORTHO	9	35	44	15	49	64	108
PEAD	3	2	5	0	13	13	18
PSYCH	0	0	0	0	0	0	0
Physio.T	5	0	5	0	0	0	5
R.T.	0	1	1	0	0	0	1
RADIOLOGY	0	0	0	0	0	0	0
SURG I	0	0	0	0	1	1	1
SURG II	0	0	0	1	5	6	6
GEN.SURG	3	7	10	2	1	3	13
UROLOGY	0	0	0	0	0	0	0
STAFF/DEP	0	0	0	71	0	71	71
TOTAL	57	216	273	151	554	705	978

O.P.D. (SEX & RELIGION) NEW CASES

	SEX		RELIGION	
	MALE	115		
ADULT } ...			HINDU	204
	FEMALE	113		
			MOH	55
CHILDREN } ...	MALE	28		
			CH	14
	FEMALE	17		
TOTAL		273		273

BIFURCATION OF LAB CASES

Biochemistry	10
Hemaology	3
Histopath	0
Micro	0
Pathology	2
TOTAL	15

STATISTICAL SUMMARY

(INPATIENTS)

FOR THE MONTH OF - JANUARY - 2023

DEPARTMENT	GENERAL WARD	PRIVATE ROOMS	TOTAL
BPS	0	0	0
C.T.S	2	0	2
CARDIO - I	0	0	0
CARDIO - II	0	0	0
CARDIO III	3	0	3
DENTAL	0	0	0
DERMA	1	0	1
E.N.T.	0	0	0
EYE	0	0	0
MED I	0	0	0
MEDII	5	0	5
NEPHRO	0	0	0
NEUROLOGY	0	0	0
GYN I	2	0	2
GYN II	0	0	0
OBST - I	5	0	5
OBST - II	0	0	0
ORTHO	1	0	1
PEAD	0	0	0
(NICU)	0		
(INICU)	0		
PSYCH	0	0	0
R.T	0	0	0
SURG I	0	0	0
SURG II	1	0	1
gen.surg	1	0	1
UROLOGY	0	0	0
TOTAL	21	0	21

NEW ADMISSIONS			
SEX		RELIGION	
MALE	10		
ADULT }...		HINDU	15
FEMALE	11		
		MOH	2
MALE	0		
CHILDREN } ...		CHRISTIAN	4
FEMALE	0		
TOTAL	21		21

O P E R A T I O N STATISTICAL SUMMARY.


FOR THE MONTH OF - JANUARY 2023

DEAPRTMENT	MINOR OPERATION	MAJOR OPERATION	TOTAL
BPS	0	0	0
CTS	0	0	0
DENTAL	0	0	0
DERMA (Minor Procedure)	2	0	2
ENT	0	0	0
EYE	0	0	0
OBGYN - I	0	4	4
OBGYN - II	0	0	0
ORTHO	0	0	0
SURG - I	0	0	0
(Endoscopy)	0		
(Colonoscopy)	0		
Neuro. Surg	0	0	0
SURG - II	0	0	0
(Endoscopy)	0		
UROLOGY	0	0	0
TOTAL	2	4	6

STATISTICAL SUMMARY FOR THE MONTH OF January-23

	OUT PATIENTS	273
	O.P.D. SPECIAL CASES	216
OPERATIONS :- JANUARY 2023		
	MINOR	2
	MAJOR	4
	TOTAL	6
1)	Average Daily O.P.D. Attendance.	38
2)	Average Daily Bed Occupancy	
3)	Average Length of Stay	
4)	Percentage Occupancy	
I.P.DAY'S :- JANUARY 2023		
	GENERAL WARDS	
	PRIVATE ROOMS	
	ICU'S	
	TOTAL	
CENSUS :-	MAXIMUM :-	
	MINIMUM :-	




Principal
 College of Physiotherapy
 Wanless Hospital
 Miraj Medical Centre.
 Miraj - 416 410.

WANLESS HOSPITAL, MIRAJ MEDICAL CENTRE, MIRAJ
MEDICAL RECORDS DEPARTMENT.

Page No.1

O.P.D. STATISTICAL SUMMARY - FEBRUARY 2023

DEPARTMENT	NEW.ORD	NEW.SPL.	TOTAL (1)	REP.ORD	REP.SPL	TOTAL (2)	TOTAL (1+2)
BPS	0	0	0	0	0	0	0
C.T.S	0	25	25	3	111	114	139
CARDIO - I	0	0	0	0	0	0	0
CARDIO - II	1	14	15	1	67	68	151
CARDIO III	1	0	1	1	2	3	4
Casualty	0	0	0	3	0	3	3
DCH	0	0	0	0	0	0	0
Physio.T	3	0	3	0	0	0	3
DENTAL	1	0	1	1	0	1	1
DERMA	1	97	98	5	150	155	253
E.N.T.	0	0	0	0	0	0	0
EYE	0	0	0	0	0	0	0
LAB	13	0	13	0	0	0	13
MED I	0	0	0	1	0	1	1
MEDII	0	12	12	5	47	52	64
NEPHRO	0	0	0	0	1	1	1
NEUROLOGY	0	0	0	0	0	0	0
GYN - I	0	0	0	0	0	0	0
GYN - II	0	0	0	0	0	0	0
OBST - I	0	9	9	3	30	33	42
OBST - II	0	2	2	1	7	8	10
ORTHO	1	19	20	5	18	23	42
PEAD	1	5	6	3	14	17	23
PSYCH	0	0	0	0	0	0	0
R.T.	0	0	0	0	0	0	0
RADIOLOGY	0	0	0	0	2	2	2
SURG I	0	0	0	1	0	1	1
SURG II	0	0	0	2	4	6	6
GEN. SURG	2	12	14	1	1	2	16
STAFF/DEP	0	0	0	78	0	78	78
TOTAL	24	195	219	114	454	568	853

O.P.D. (SEX & RELIGION) NEW CASES

	SEX	RELIGION
	MALE	
ADULT }...		HINDU
	FEMALE	
		MOH
	MALE	
CHILDREN } ...		CH
	FEMALE	
TOTAL		0

BIFURCATION OF LAB CASES

Biochemistry	
Micro	
Pathology	
TOTAL	0

STATISTICAL SUMMARY

(INPATIENTS)
FOR THE MONTH OF - FEBRUARY 2023

DEPARTMENT	GENERAL. WARD	PRIVATE ROOMS	TOTAL
BPS	0	0	0
C.T.S	2	0	2
CARDIO - I	0	0	0
CARDIO - II	0	0	0
CARDIO III	0	0	0
DENTAL	0	0	0
DERMA	0	0	0
E.N.T.	0	0	0
EYE	0	0	0
MED I	0	0	7
MEDII	7	0	0
NEPHRO	0	0	0
NEUROLOGY	0	0	0
GYN I	5	0	5
GYN II	1	0	1
OBST - I	0	0	0
OBST - II	0	0	0
ORTHO	0	0	0
PEAD	0	0	0
(NICU)	0		
(INICU)	0		
PSYCH	0	0	0
R.T	0	0	0
SURG I	0	0	0
SURG II	0	0	0
GEN. SURG.	4	0	4
TOTAL	19	0	19

P E R A T I O N STATISTICAL SUMMARY.

FOR THE MONTH OF - FEBRUARY 2023

DEAPRTMENT	MINOR OPERATION	MAJOR OPERATION	TOTAL
BPS	0	0	0
CTS	0	0	0
DENTAL	0	0	0
ENT	0	0	0
EYE	0	0	0
OBGYN - I	0	2	2
OBGYN - II	0	0	0
ORTHO	0	0	0
SURG - I	0	0	0
(Endoscopy)	0		
(Colonoscopy)	0		
Neuro. Surg	0	0	0
SURG - II	0	2	2
(Endoscopy)	0		
UROLOGY	0	0	0
TOTAL	0	4	4

**STATISTICAL SUMMARY FOR THE MONTH OF
February-23**

	OUT PATIENTS	219
	O.P.D. SPECIAL CASES	195
OPERATIONS :- FEBRUARY 2023		
	MINOR	0
	MAJOR	4
	TOTAL	4
1)	Average Daily O.P.D. Attendance.	36
2)	Average Daily Bed Occupancy	
3)	Average Length of Stay	
4)	Percentage Occupancy	
I.P.DAYS :- FEBRUARY 2023		
	GENERAL WARDS	
	PRIVATE ROOMS	
	ICU'S	
	TOTAL	
CENSUS :-	MAXIMUM :-	
	MINIMUM :-	



Asli
Principal
College of Physiotherapy
Wanless Hospital
Miraj Medical Centre.
Miraj - 416 410.